



PRODUCT INFORMATION & MANUAL

Retroviral Expression System

NBP2-29499

For research use only. Not for diagnostic or therapeutic procedures.

Retroviral Expression System Manual

TABLE OF CONTENTS

I. Components	3
II. Introduction	4
III. Overview	6
<i>Outline of RetroMax Procedure</i>	
IV. Protocol	8
<i>Transfection of 293 cells with retroviral vector</i>	
<i>Determining the Viral Titer</i>	
<i>Selection for stable virus-producing cell lines</i>	
V. Maximizing Retrovirus Titers	13
VI. The Safe Use of Retrovirus Vectors	14
VII. References	16
VIII. Appendix	17
A. Expression Vectors	
B. Packaging Vectors	
C. LacZ Retroviral Reporter Vector	
D. Nucleotide Sequence	

I. COMPONENTS

Store at -20°C		
Cat. No.	Description	Quantity
10041P	pCLXSN Expression Vector (0.5 mg/ml)	20 ul
10042P	pCLNCX Expression Vector (0.5 mg/ml)	20 ul
10043P	pCLNRX Expression Vector (0.5 mg/ml)	20 ul
10044P	pCLNDX Expression Vector (0.5 mg/ml)	20 ul
10045P	pCL-Eco Packaging Vector (0.5 mg/ml)	20 ul
10046P	pCL-Ampho Packaging Vector (0.5 mg/ml)	20 ul
10047P	pCL-10A1 Packaging Vector (0.5 mg/ml)	20 ul
10048P	pCLMFG-LacZ Retrovirus Reporter Vector (0.5 mg/ml)	20 ul

Store at 4°C	
Description	Quantity
Retromax Transfection Buffer (2x)	10 ml
2.0 M CaCl ₂	2 ml

Additional Materials Required:

- 293 Cells may be ordered from ATCC
- G418
- Cell culture reagents: DMEM, Fetal bovine serum, penicillin-streptomycin
- Trypsin-EDTA
- Phosphate buffered saline
- Cloning cylinders (for picking up stably transfected colonies)
- Polybrene for retroviral infection.

II. INTRODUCTION

Retrovirus vectors are very efficient tools for stably introducing genes into dividing cells. RetroMax™ retrovirus vector system is based on the pCL vector system developed by Naviaux et al. (1). The vectors used in this system have been designed to maximize recombinant-retrovirus titers in a simple, efficient, and flexible experimental system. All members of the RetroMax expression vector family (pCLXSN, pCLNCX, pCLNRX, and pCLNDX) have an extended packaging signal (y+) and are derived from safety-modified retrovirus vectors in which the gag open reading frame has been stopped by a point mutation, thereby minimizing the opportunity for replication-competent retrovirus production by recombination with packaging genome. The 5'-enhancer of Moloney murine sarcoma virus long terminal repeat (LTR) which is inhibited by E1A has been deleted and fused at the TATA box of the human CMV immediate early region. (1). This results in initiation of viral RNA at or near the +1 position in the R region of the naturally programmed retrovirus. This results in transient-retrovirus titers in the range of 2-5 x 10⁶ CFU/ml when 293 cells are used.

All three members of the RetroMax packaging vectors (pCL-Eco, pCL-Ampho, and pCL-10A1) have also been safety modified by deleting the packaging signal and the 3' LTR enhancer. This makes the RNAs of the helper genome virtually un-packageable. The advantage of these pCL packaging plasmids is a high level expression of gag, pol, and env proteins with a balanced stoichiometry that is not achieved with either transiently or stably expressed split-genome packaging constructs. Inclusion of these three packaging plasmids in the RetroMax kit allows the choice of expressing ecotropic, amphotropic, or 10A1 envelopes which leads to greater experimental flexibility.

The RetroMax system is designed for maximal virus titer in 293 cells. It takes advantages of two properties of 293 cells, i) high level of transfectability, ii) strong E1A-mediated stimulation of CMV promoter controlled transcription. 293 cells are of nonmurine origin, hence the problem of selective packaging and transfer of VL30 genomes (present in all murine packaging cells) is avoided. Vector supernatants are free of helper virus and are of sufficiently high titer within 2 days of transient transfection in 293 cells to permit infection of more than 50% of dividing target cells in culture.

Retroviral Expression System Manual

By introducing a retroviral vector into a cell expressing retroviral proteins, retroviral particles (virions) are shed into the culture medium at the rate of about one infectious particle/cell/day. Retrovirus tropism is determined at three levels. The first is simply a function of viral envelope protein, gp70. The envelope determines which cells the virus will enter. gp70 comes in three different flavors for gene therapy. A fourth one 10A1 is still experimental.

1. Ecotropic (usually (MoMuLV) mouse and rat cells only (not human)
2. Amphotropic (from 4070A MuLV) most mammalian cells (but not hamster)
3. Gibbon Ape Leukemia virus (GALV) many mammalian cells (including hamster)
4. 10A1 (MuLV) most mammalian cells (including hamster)

The second level of tropism is nuclear translocation and integration. This is defined by structural features of p30CA (but requires the full 160S nucleoprotein pre-integration complex, comprised of all the gag proteins and viral RNA and/or DNA). Naked DNA in the cytoplasm after retrovirus un-coating and reverse transcription is never seen.

The product of the FV-1 locus in murine cells interacts with p30CA, and can reduce the efficiency of translocation and integration (and thus apparent titer) 20-100 fold. Fortunately, the common Moloney-based packaging cells supply a p30CA form (NB tropic) that avoids this problem. The human equivalent of FV-1 has not yet been identified.

The third level of retrovirus tropism is determined by the transcriptional activity of the LTR (and/or internal promoter) in the transfected cell. In general, the Moloney (and MSV) LTR is active in most mammalian cell types, with the distinct exception of embryonic stem cells and teratocarcinoma cell lines (like F9), in which it is silenced. It is also potentially inhibited by E1A/p300 in 293 cells.

Ping-pong amplification is sometimes used to increase retrovirus vector titers, by co-culturing vector-producing ecotropic and amphotropic cell lines. This can increase vector titers 10 fold, but often at a heavy cost:

1. Frequent truncation, deletions, and point mutations may occur in the inserted cDNA.
2. You may generate helper virus if you are not using a safety-modified system.

III. OVERVIEW

Retrovirus particles are fragile. They are easily inactivated by 0.1% detergent, chloroform, phenol, 1% bleach, 70% ethanol, at 65°C for 30 min, pH <6.5 or >9.0, UV light, and autoclaving.

Simple high-speed centrifugation (100,000g x 90 min) produces enough hydrodynamic shear to strip many virions of their gp70, and thus infectivity (although reverse transcriptase activity is preserved).

Virus can be stored in culture medium (with 10% serum) at -70oC indefinitely. One freeze-thaw cycle reduces the titer about 2-3 fold compared to the fresh virus. The second freeze-thaw drops the titer another 5-10 fold. **Aliquot your virus for storage at -70°C.**

When filter sterilizing retrovirus, be sure to use non-detergent treated 0.22 or 0.45 um filters. Any trace of detergent will strip virus envelope and reduce your titers. Filter before freezing, and not after in order to avoid losses due to aggregation.

All murine retrovirus vectors produced in either mouse cells (like the NIH 3T3-based packaging cell lines) or primate cells (COS and 293) are rapidly inactivated by human serum complement, with kill kinetics of 2-3 logs in 5 min at 37oC. Human C1q initiates the cascade by binding p15ETM at the virion surface. This is an antibody-independent process.

Murine retroviruses are heat labile. They have an infectious half-life of only 6 h in culture medium at 4°C.

OUTLINE OF RETROMAX PROCEDURE

- Day 0** Seed 293 cells and grow overnight.
- Day 1** Transfect with retroviral vector containing gene of interest and an appropriate packaging vector.
- Day 2** Replace medium.
- Day 3** Harvest virus-containing supernatant. Virus may be stored at -70°C at this stage. Infect target cells, either for titer determination or for gene expression.
- Day 4** Split infected target cells and grow for selecting stable virus-producing cell lines. For transient expression experiments, you may harvest the cells at this stage.
- Day 5** Start selection by replacing the medium with G418 containing medium.
- Day 9** Change medium and continue selection.
- Day 14** Count antibiotic resistant colonies and calculate titer.

Note: If you are using retroviral expression system for the first time, we strongly recommend using the LacZ control plasmid included in the kit. The β -galactosidase expression can be monitored using β -gal staining kit (Cat.#NBP2-29546) or any other standard protocol.

IV. PROTOCOL

One Day Before Transfection

1. Seed 1×10^6 293 cells in 6 cm tissue culture plates. This should yield a cell density of about 30% confluence on the day of the experiment.
2. Incubate overnight at 37°C in DMEM supplemented with 10% fetal bovine serum, 1% pen-strep.

TRANSFECTION OF 293 CELLS WITH RETROVIRAL VECTOR

Day 1

1. Add 0.25 ml of RetroMax transfection buffer (previously tested for optimum transfection efficiency) to the required number of sterile 15 ml polypropylene tubes. Lipofectamine may have certain advantages in reproducibility, but this has not been tested extensively by us for overall virus titers.
2. Dilute 2M CaCl₂ to final concentration of 0.25 M in sterile distilled water (30 ul of 2 M CaCl₂ and 220 ul of sterile water). Add the following to 1.5 ml sterile Eppendorf tube:

0.25 M CaCl₂ - 30 μ l
pCL-ECO, pCL-Ampho, or pCL-10A1 - 10 μ g
Retroviral vector containing your gene - 10 μ g
Mix by vortexing.
3. Add the DNA/CaCl₂ mix drop-wise to the transfection buffer tubes (step 1) while lightly vortexing. Incubate at room temperature for 20 min.
4. During this incubation aspirate the transfection media from plates to be transfected and add 2 ml DMEM containing 10% FBS/1% P/S and put back in the incubator until step 3 is done.
5. Add the DNA/CaPO₄ mix drop-wise to 293 cells on 6 cm T.C. plates. Place in humidified CO₂ incubator for 3-4 h. (Longer times may result in cells coming off the plates).
6. Carefully aspirate medium. Add 2 ml of warm PBS-15% Glycerol -no serum (glycerol shock medium) for 2 min. This step is optional. In some cases it may increase the transfection efficiency by 2-fold.

Retroviral Expression System Manual

- Aspirate glycerol shock medium. Carefully add 4 ml DMEM containing 10% FBS, 1% P/S along the side of the dish. Incubate for 12 h.

Culture vessel	Surface area/well (cm ²)	Volume of plating medium	Transfection buffer (ml)	Packaging vector	Retro-vector	2M CaCl ₂ (ul) and dil. vol (ul)
6 well	10	2ml	0.125	5 ug	5 ug	15 ul + 110 ul
6 cm	20	4ml	0.25	10ug	10 ug	30 ul + 220 ul
10 cm	60	10ml	0.5	20ug	20 ug	60 ul + 440 ul

Day 2

- Aspirate medium and add fresh medium in the morning and incubate for 24 to 72 hrs.

Day 3 (24 h after addition of fresh medium).

- Filter sterilize (0.45 mm syringe filters are convenient) the virus-containing supernatant to remove any cells in suspension. The virus can now be used directly, or stored at -70oC until needed.
- Infect the desired target cells with 1 ml to 4 ml of 293 supernatant in 8 ug/ml Polybrene. The amount of supernatant you use depends on whether you are titering virus or want to infect the maximum number of target cells possible. Do not forget the polybrene. Omission of polybrene will drop your apparent titers 100-1000 fold.

DETERMINING THE VIRAL TITER

Remember that for titering, you must dilute the transfected supernatant at least 50 fold to stay in the linear part of the dilution curve. If you just want the maximum number of cells infected, then as little as a 2-fold dilution (equal volume mix) with the medium of the intended target cells is usually enough to prevent significant cell cycle inhibition.

- For titering, prepare serial dilutions (four 10-fold dilutions) of vector supernatant in order to be sure that you are in the linear part of the titration curve (ie, out of the Poisson region). Infections for accurate titering must be done at effective MOI is **0.1**. Target cells must be growing exponentially and only 30-50% confluent for maximum infection efficiencies.

Retroviral Expression System Manual

2. Total virus-cell contact time should be a minimum of 12-24 h. This is because cycling cells are continuously entering and exiting the window of infectability. Even though the infective half life of the murine retrovirus particle is just 6-8 h at 37°C the rate of new cells entering the window is greater for the first 24 h, so longer contact times means more infected target cells.
3. Always test your titers on a standard control cell line (we use NIH 3T3) in parallel with infections of other desired target cells. Intrinsic infectability of many target cells can vary widely from 0.01-100% of the titers on NIH 3T3 cells.
 - Virus titers on NIH 3T3 cells for empty RetroMax vectors are typically $2-3 \times 10^6$ CFU/ml for ecotropic virus and 1×10^6 for amphotropic virus, assuming a typical 293 transfection efficiency of 30-50%.
 - When titering virus on NIH 3T3 cells, infect 2×10^5 cells on a 6 cm plate (in 4 ml medium), overnight (16 h) with 1, 3, and 10 ml of pCL vector supernatant. You will need larger volumes for lower titer vectors, or cells that are more refractory to infection than NIH 3T3.
 - If virus stock is limiting: the most efficient use can be made by using 0.5-1 ml volumes to serially infect target cells in 6 cm plates (or 2-3 ml in 10 cm plates), and adding fresh virus every 4-6 h for 3-4 infection cycles. Continuous exposure to virus for about 24 hr is necessary in order to ensure that all cells have cycled through their receptivity window (S-G2) for retroviral infection. Be sure to add polybrene to 8 µg/ml.
4. Check your transfection efficiency by drawing a 1 cm square on the bottom of the plate of transfected 293 cells. Scrape harvest all the cells outside of this square (if desired) for RNA or protein analysis (CAT assays, ONPG-LacZ, Westerns, Northern, Hirts, etc.) Fix and stain the transfected cells remaining inside the 1 cm square with X-Gal to determine the transfection efficiency (TXE). Typical transfection efficiencies are 30-50% in this subline of 293 cells. The same DNA and reagents will give TXEs of 2-15% on COS cells.

SELECTION FOR STABLE CELL LINES

Day 4 (12-24 h after infection)

1. If using a vector that confers G418 resistance, split the infected target cells at various dilutions (1:20 to 1:200) into 10 cm T.C. plates. A 1:20 dilution is about 105 NIH 3T3 cells. If 0.1% of the cells were infected, you will get about 100 colonies after 8-12 days of selection.

When infecting primary cells:

Accurate titers cannot be obtained when infecting primary fibroblasts, bone marrow or tumor cells because these cell types display density-dependent growth and typically have low plating efficiencies of 0.01%. This means that if 1000-10,000 cells are plated, only 1-100 colonies will actually clone out, *even if they are all infected and G418-resistant*. Therefore when infecting these cells, do not split them more than they will tolerate and only if they are >80% confluent (this is usually only a 1:2 to 1:4 dilution).

If you are selecting primary cells in G418, you will need to trypsinize and concentrate the cells by replating on sequentially smaller dishes until sufficient G418-resistant cells have grown out that you can begin expanding the infected pool of cells. This process can take 2 weeks. Effective titers for a particular primary cell type and vector will be a constant percentage of the titer observed on NIH 3T3 cells.

If using vectors that do not confer antibiotic resistance (like LacZ or GFP), simply change the medium today. Primary bone marrow cells should always be infected by co-cultivation of autochthonous stromal cells and virus producer cells in the presence of IL-3 (or WEHI-conditioned medium) and GM-CSF (a potent stromal cell growth factor). **Never select them in G418.**

Day 5 (2 days after infection)

1. Begin selection of cells infected with virus vectors conferring antibiotic resistance by adding 100 ml of a 100x stock to a 10 cm dish containing 10 ml of medium.

The correct concentration of G418 (or any antibiotic) varies widely for different cell types. You must determine the concentration empirically. For NIH 3T3 cells this is 400-1000 mg/ml (active) G418. For other cell types, the right concentration is that which results no observable death at Day 2 and about-30-50% on Day 4. Complete G418 selection is usually achieved in 7-10 days.

Retroviral Expression System Manual

2. If using a virus vector that does not contain a selectable marker (e.g., pCL-LacZ, MFG-GM-CSF, GFP), or if you would like an rapid assessment of gene expression in the infected target cells (for vectors expressing CAT, Luciferase, GFP, or LacZ), this can be tested today: b-gal staining of fixed cells in situ, (you can calculate the LacZ titer of your virus from this); CAT, Luciferase, or ONPG assays are done from cell lysates.
3. Because of the natural kinetics of retroviral infection, integration, and expression, no selection pressure (antibiotics) or assessment of gene expression should be made until 48 h after infection, i.e., if cells are infected on Day 3, gene expression cannot be accurately tested until Day 5.

Day 9 (4 days after starting selection).

1. Add fresh medium (and antibiotic) to cells under selection.
2. If infected cells were primary fibroblasts or primary tumor cells, you may need to increase the cell density (that has fallen due the death of uninfected cells under selection) by one of two methods, in order to avoid cell death due to densities falling below that tolerated by your particular primary cell type: concentrate the infected cells by trypsinization and plating on a smaller dish, or add uninfected primary cells (of the same type) to bring the density up to 50%, and continue selection. You must let the added (non-G418 resistant) cells attach to the plates for 3-4 h before adding G418 again.
3. Most primary cells will not grow as isolated clones because of density-dependent growth requirements. Attempts to pick clones frequently result in the loss of all infected cells.

Day 14 (10-13 days after infection)

1. Count the antibiotic resistant colonies, and calculate the titer (e.g., Neo titer) in your virus supernatants.

Example: Let us say you count 125 G418-resistant colonies on a 10 cm plate. If you infected (5×10^5) NIH 3T3 cells with 1 ml of virus supernatant, then split out the infected cells 1:20, your calculated titer is $125 \times 1000 \times 20 = 2.5 \times 10^6$ CFU/ml.

Note: Many cDNAs of interest may have either cytostatic or cytotoxic effects on infected cells, so that stable colony formation under G418 selection does not actually reflect the true number of cells initially infected. Only growing cells make colonies.

V. MAXIMIZING RETROVIRUS TITERS

1. The principal determinant of retrovirus titer is the abundance of packageable RNA, and not the abundance of viral proteins. Viral proteins are typically made in 20 fold stoichiometric excess. In fact, too much gp85 env can actually lower your titers because of impaired glyco protein processing and assembly.
2. The RetroMax (pCL) system generates the highest abundance of packageable viral RNA of any known transient system by exploiting the power of the CMV IE enhancer-promoter in E1A-expressing 293 cells. The natural enhancer of the unmodified MuLV LTR is inhibited by E1A-p300 in 293 cells, so attempts to use non-pCL retroviral vectors in 293 cells will yield 20-50 fold lower titers, even with the same transfection efficiencies.
3. If you are studying cDNAs that do not have cytostatic or cytotoxic phenotypes, it may be possible to generate higher titer virus using traditional retrovirus packaging cells. This process takes 2 months (instead of 2 days for pCL). The highest titers are always obtained from stably infected (not transfected), cloned (not pooled) packaging cell lines. This is because transfected sequences are often inactivated by methylation, and because pro-virus integration position effects can influence gene expression from the same retrovirus vector in different clones of infected cells can vary over a 100 fold range (i.e., integration into heterochromatic regions of the genome gives poor expression, while integration into euchromatic regions gives high expression).
4. In deciding whether to go through the process of selecting and characterizing clones of packaging cells or simply preparing virus by the rapid pCL system, one must consider the intended applications. If you need a rapid test for the stable expression properties of a battery of mutant cDNAs that you have prepared, the pCL system is often adequate, or in the case of cytostatic and cytotoxic cDNAs, it is often the only way to produce usable amounts of virus.

Sometimes producing the virus (with a toxic or static cDNA) in cells from a different species can overcome the titer problems that result from cell growth inhibition.

If on the other hand, you plan to use the virus produced as a reagent that you can go back to many times over the next few years, then you need to pick clones of stable packaging cells.

Retroviral Expression System Manual

5. pCL vectors reproducibly produce titers of $0.5-5 \times 10^6$ CFU/ml with good transfections, independent of phenotype and size (less than 4 kb) of the cDNA.
6. Typical retrovirus titers from cloned packaging cells are 10^4-10^6 CFU/ml (sometimes you can get 10^7), depending profoundly on the size and toxic properties of the cDNA expressed in these mouse fibroblast cell lines. cDNAs that are 2-4 kb long lead to modest reductions in titer because of packaging constraints. **cDNAs larger than 4 kb are subject to frequent spontaneous deletions and truncation during retroviral reverse transcription, and show large reductions in virus titers, and frequent non-expressing clones.**

Scaling Up:

1. Transfect 10 cm plates of 293 cells with 30-40 mg of pCL vector containing your gene of interest in 1 ml of CaCl₂-HBS.
2. Replace the medium on Day 2.
3. Harvest and replace the medium every 24 h on Days 3, 4, and 5. This should give you 30 ml of virus supernatant from each transfected plate. The titers in supernatants harvested on Days 3 and 4 are equivalent. We suspect that Day 5 will be almost the same.

VI. THE SAFE USE OF MURINE RETROVIRUS VECTORS AND SAFETY PRECAUTIONS

Replication competent retroviruses (RCR) are called helper virus, or simply "Helper".

They require 3 trans- (gag, pol, and env), and 7 major, cis-active control elements (U3, R, U5, PBS, SD, ψ , and SA) in order to replicate.

The most common retrovirus vectors are based on the Moloney Murine Leukemia Virus (MoMuLV), encoding only the 7 cis elements.

These vectors are defective and can not replicate without picking up 7.1 kb of sequence by homologous recombination with a helper genome (while simultaneously deleting your cDNA). Modern vectors are now "safety modified" by including a stop mutation early in "gag" (or a frame-shift) that pre-

Retroviral Expression System Manual

vents gag translation and limits the sequence window available for productive recombination with helper genomes.

Packaging cells supply the 9 processed proteins encoded by gag, pol, and env (p15MA, p12 p30CA, p10NC, p14PRO, p85RT, p40IN, gp70SU, and p15ETM) necessary for virion assembly.

Modern packaging cells are safety-modified by dividing the gag-pol genes, and the env gene on two separate plasmids. These two plasmids are serially transfected (not co-transfected) into NIH 3T3 cells. The resulting safety modifications yield the modern split genome packaging cells.

Current evidence suggests that in order to initiate a pathogenic infection in primates with amphotropic murine retroviral vectors, three requirements must be met:

1. The infected host must be immunocompromised.
2. The vector preparation must contain helper virus.
3. Direct body fluid contact, e.g., intravenous inoculation is required for transfer.

However, for safe use of the RetroMax system, the user is strongly advised to follow the following guidelines:

1. According to NIH guidelines all retroviral production and transduction work must be done in a Biosafety Level 2 (BL2) facility.
2. Work in laminar flow, HEPA filtered hoods that receive annual maintenance and recertification.
3. Use sterile technique (flaming is not necessary and not recommended because of convection disturbances to airflow patterns).
4. Aspirate all liquid waste into flasks containing 5-10% (v/v) of a microbiocidal agent.
5. Discard spent plasticware in biohazard bags and autoclave before discarding.
6. Dispose spent glassware in detergent containers for cleaning and autoclaving.
7. Clean all surfaces with 70% ethanol at the end of the work.
8. Switch on the UV light.

Note: Retroviruses are not spread by aerosols.

VI. REFERENCES

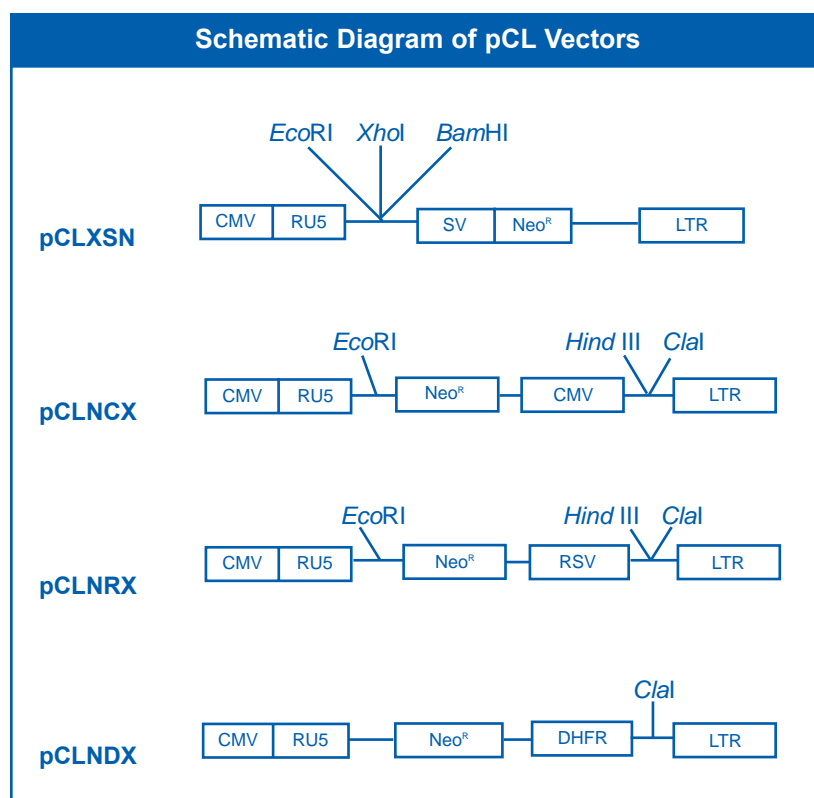
1. Naviaux RK, Costanzi E, Haas M, and Verma I. The pCL vector system: Rapid production of helper-free, high titer, recombinant retroviruses. *J. Virol* 70: 5701-5705 (1996).
2. Cornetta K, Blaese RM, Anderson WF. Amphotropic leukemia retrovirus is not an acute pathogen for primates. *Human Gene Therapy*, 1: 15-30 (1990).
3. Naviaux RK and Verma IM. Retroviral vectors for persistent expression in vivo. *Curr. Opin. Biotechnol.* 3: 540-547 (1992).
4. Miller AD, Miller DG, Garcia JV, and Lynch C. Use of retroviral vectors for gene transfer and expression. *Methods in Enzymology* 217: 581-599 (1993).
5. Vanin EF, Kaloss M, Broscius C., and Nienhauis AW. Characterization of replication-competent retroviruses from nonhuman primates with virus-induced T-cell lymphomas and observations regarding the mechanism of oncogenesis. *J Virol.* 68: 4241-4250 (1994).
6. Ott D, Friedrich R and Rein A. Sequence analysis of amphotropic and 10A1 murine leukemia viruses: close relationship to mink cell focus-inducing viruses. *J. Virol.* 64: 757-766 (1990).

VII. APPENDIX

A. Expression Vectors

Choice of Vectors

The RetroMax expression vectors are designed to maximize recombinant-retrovirus titers in a simple, efficient, and flexible experimental system. All members of the RetroMax expression vector family (pCLXSN, pCLNCX, pCLNRX, and pCLNDX) have an extended packaging signal (y+) and are derived from safety-modified retrovirus vectors in which the gag open reading frame has been stopped by a point mutation (1), thereby minimizing the opportunity for replication competent retrovirus production by recombination with packaging genome. Four expression vectors are provided in the kit. Clone your gene of interest into one of these vectors:

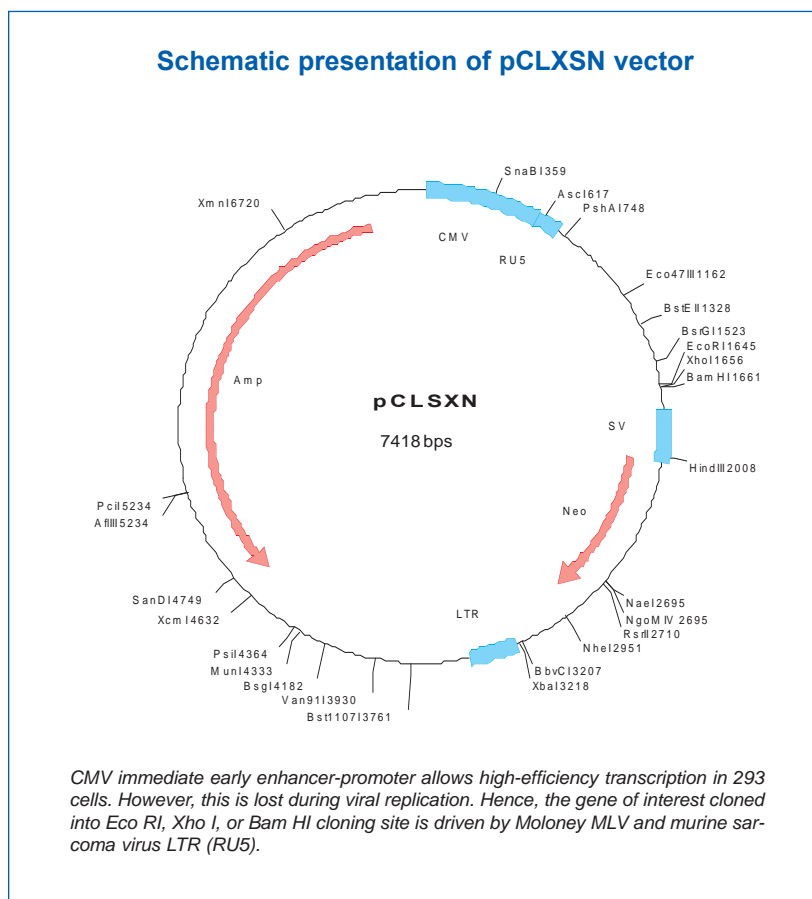


PCLXSN Retrovirus Expression Vector

Catalog No.: NBP2-29500

Quantity: 10 µg in 20 µl 1x TE (10 mM Tris, pH 7.5, 1 mM EDTA)

The inserted cDNA is under the control of LTR. The gene of interest can be cloned in *Eco* RI, *Xho* I and *Bam* HI cloning sites. In this case permanent cell lines can be selected. The complete vector sequence is available online at <http://www.novusbio.com/>.

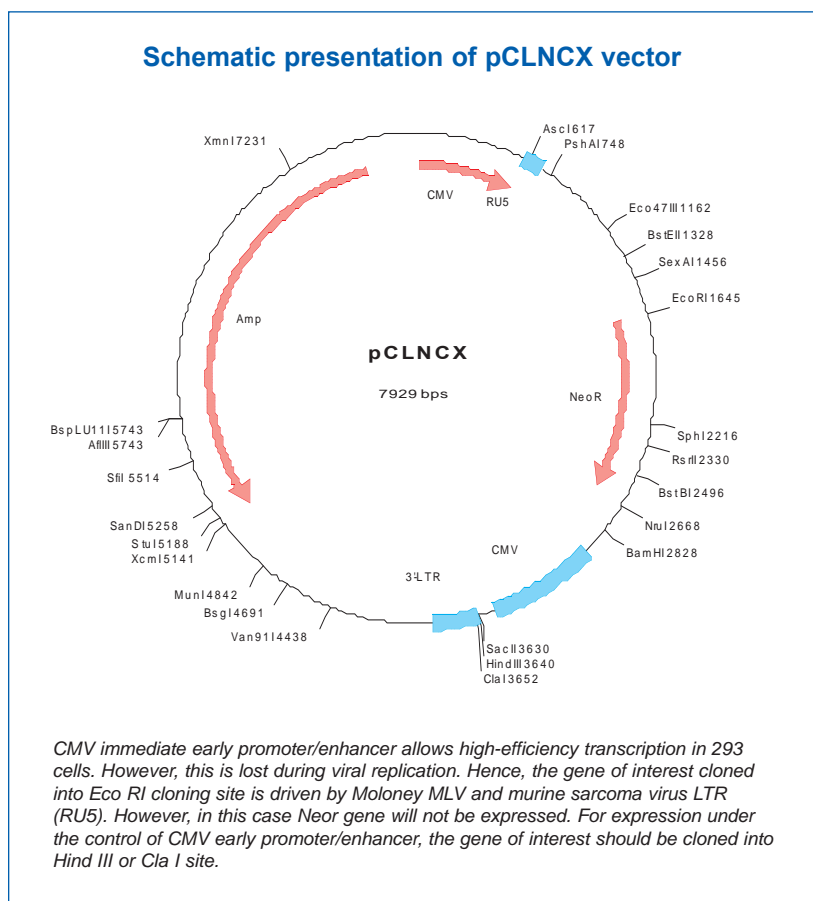


pCLNCX Retrovirus Expression Vector

Catalog No.: NBP2-29502

Quantity: 10 µg in 20 µl 1x TE (10 mM Tris, pH 7.5, 1 mM EDTA)

The gene of interest is cloned into *Hind* III and *Cla* I sites and is expressed under CMV promoter control. A second gene can be cloned into *Eco*RI site located upstream of the Neo^R gene. However, in this case permanent cell lines can not be selected. Combined size of two inserts should not be more than 4 kb. The complete vector sequence is available online at <http://www.novusbio.com/>.

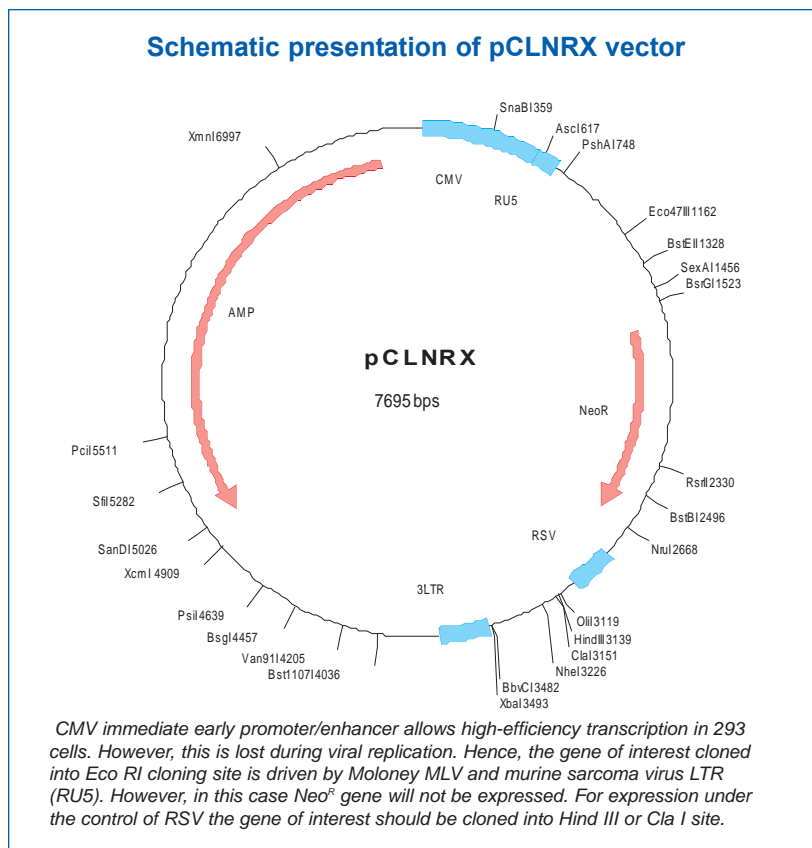


pCLNRX Retrovirus Expression Vector

Catalog No.: NBP2-29538

Quantity: 10 µg in 20 µl 1x TE (10 mM Tris, pH 7.5, 1 mM EDTA)

Similar to the pCLNCX vector, it differs only in that the foreign gene is cloned downstream of RSV promoter into *HindIII* or *ClaI*. A second gene can be cloned into *EcoRI* site located upstream of the Neo^R gene. However, in this case permanent cell lines can not be selected. Combined size of two inserts should not be more than 4 kb. The complete vector sequence is available online at <http://www.novusbio.com/>.

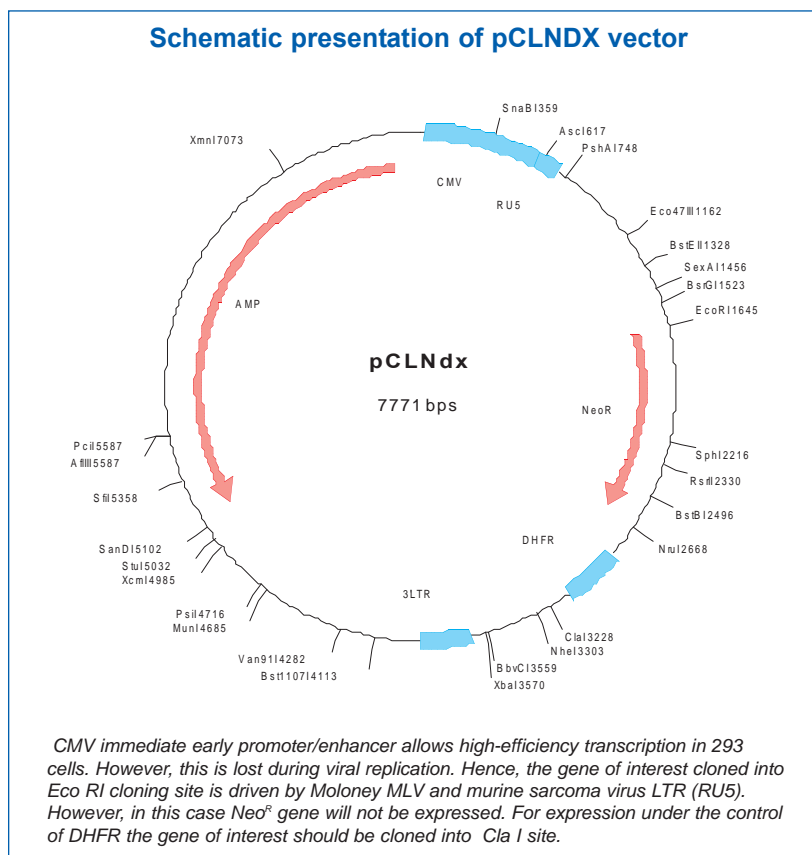


pCLNDX Retrovirus Expression Vector

Catalog No.: NBP2-29539

Quantity: 10 µg in 20 µl 1x TE (10 mM Tris, pH 7.5, 1 mM EDTA)

The gene of interest can be cloned into the single cloning site, *Cla* I, which puts it under the control of the DHFR promoter. However, in this case permanent cell lines can not be selected. The complete vector sequence is available online at <http://www.novusbio.com/>.



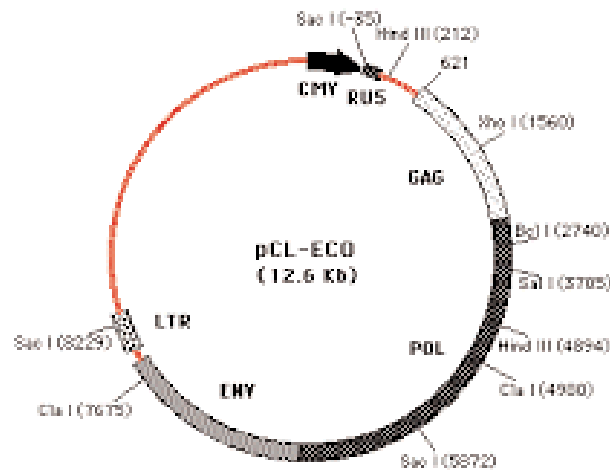
Retroviral Expression System Manual

B. Packaging Vectors

The pCL packaging vectors is a part of the RetroMax Expression System (Cat# NBP2-29499) and has been designed to maximize recombinant-retrovirus titers in a simple, efficient, and flexible experimental system. By introducing a retroviral vector into a cell expressing retroviral proteins, retroviral particles (virions) are shed into the culture medium at the rate of about 1 infectious particle/cell/day. Retrovirus tropism is determined at 3 levels. The first is simply a function of viral envelope protein, gp70. The envelope determines which cells the virus will enter. gp70 comes in three different flavors for gene therapy. Retroviruses obtained by co-transfection with pCL-Eco vector will infect mouse and rat cells, but not human cells.

Sequencing information is not available for any of our packaging vectors.

Schematic presentation of pCL-Eco packaging vector



The gene coding for envelope protein was replaced with envelope gene from 4070A and 10A1 strain of MuLV to create pCL-Ampho and pCL-10A1 packaging vectors, respectively.

pCL-Eco Retrovirus Packaging Vector

Catalog No.: NBP2-29540

Quantity: 20 µg in 20 µl 1x TE (10 mM Tris, pH 7.5, 1 mM EDTA)

Ecotropic (usually) (MoMuLV)	Mouse and rat cells only (not human)
------------------------------	--------------------------------------

pCL-Ampho Retrovirus Packaging Vector

Catalog No.: NBP2-29541

Quantity: 20 µg in 20 µl (10 mM Tris, pH 7.5, 1 mM EDTA)

Amphotropic (from 4070A MuLV)	Most mammalian cells (but not hamster)
-------------------------------	--

pCL-10A1 Retrovirus Packaging Vector

Catalog No.: NBP2-29542

Quantity: 20 µg in 20 µl (10 mM Tris, pH 7.5, 1 mM EDTA)

10A1 (MuLV)	Most mammalian cells (including hamster)
-------------	--

Storage:

For long-term storage, store the Packaging at -20°C.

References:

1. Naviaux, RK, Costanzi, E, Haas, M and Verma, I. The pCL vector system: Rapid production of helper-free, high titer, recombinant retroviruses. J. Virol 70: 5701-5705 (1996).

Note: Packaging Vectors are for research use only. Not for use in humans. Use of this by commercial entities for any commercial purpose requires the user to obtain a commercial license.

C. LacZ Retroviral Reporter Vector

pCL-MFG-LacZ Retrovirus Reporter Vector

Catalog No.: NBP2-29543

Quantity: 20 µg in 20 µl (10 mM Tris, pH 7.5, 1 mM EDTA)

Sequencing information is not available for any of our packaging vectors.

Background:

The pCL-MFG-LacZ reporter vector is a part of the RetroMax expression system (Cat# NBP2-29499) and has been designed to assay beta-galactosidase activity. This plasmid has an ampicillin resistance gene and should be grown in LB-ampicillin media before use.

Novus also provides Beta-Galactosidase Staining Kit (Catalog no: NBP2-29546) as well as Beta-Galactosidase Quantitation Kit (Catalog no: NBP2-29547).

Storage:

For long-term storage, store at -20°C.

References:

1. Naviaux, RK, Costanzi, E, Haas, M and Verma, I. The pCL vector system: Rapid production of helper-free, high titer, recombinant retroviruses. J. Virol 70: 5701-5705 (1996).

Note: For research use only. Not for use in humans. Use of this by commercial entities for any commercial purpose requires the user to obtain a commercial license.

D. Nucleotide Sequence

Nucleotide Sequence pCLXSN

CGCGTTGACATTGATTATTGACTAGTTATTAATAGTAATCAATTACGGGGTCATTAGTTC
ATAGCCCATATATGGAGTTCGCGTTACATAACTTACGGTAAATGGCCCCGCTGGCTGAC
CGCCCAACGACCCCCGCCATTGACGTCAATAATGACGTATGTTCCATAGTAACGCCAAT
AGGGACTTTCCATTGACGTCAATGGGTGGACTATTTACGGTAAACTGCCACTTGGCAGT
ACATCAAGTGTATCATATGCCAAGTACGCCCCCTATTGACGTCAATGACGGTAAATGGCC
CGCTGGCATTATGCCCAGTACATGACCTTATGGGACTTTCCTACTTGGCAGTACATCTA
CGTATTAGTCATCGCTATTACCATGTGATGCGGTTTTGGCAGTACATCAATGGGCGTGGA
TAGCGTTTTGACTCACGGGGATTTCCAAGTCTCCACCCATTGACGTCAATGGGAGTTTG
TTTTGGCACAAAATCAACGGGACTTTCCAAAATGTCGTAACAACCTCCGCCCCATTGACG
CAAATGGGCGGTAGGCGGTACGGTGGGAGGTCTATATAAGCAGAGCTCAATAAAAAGAGC
CCACAACCCCTACTCGGCGCGCCAGTCTTCCGATAGACTGCGTCGCCCGGTACCCGTA
TTCCCAATAAAGCCTCTTGCTGTTTGCATCCGAATCGTGGTCTCGCTGTTCCCTGGGAGG
GTCTCCTCTGAGTGATTGACTACCCACGACGGGGGTCTTTCATTTGGGGGCTCGTCCGGG
ATTTGGAGACCCCTGCCAGGGACCACCGACCCACCACCGGGAGGTAAGCTGGCCAGCAA
CTTATCTGTGTCTGTCCGATTGTCTAGTGTCTATGTTTGATGTTATGCGCCTGCGTCTGT
ACTAGTTAGCTAACTAGCTCTGTATCTGGCGGACCCGTGGTGGAACTGACGAGTTCTGAA
CACCCGGCCGCAACCCTGGGAGACGTCCCAGGGACTTTGGGGGCCGTTTTTGTGGCCCGA
CCTGAGGAAGGGAGTCGATGTGGAATCCGACCCCGTCAGGATATGTGGTTCTGGTAGGAG
ACGAGAACCTAAAACAGTTCCCGCCTCCGTCTGAATTTTTGCTTTCGGTTTGGAAACCGAA
GCCGCGCTCTTGTCTGCTGCAGCGCTGCAGCATCGTCTGTGTTGTCTCTGTCTGACTG
TGTTTTCTGATTTGTCTGAAAATTAGGGCCAGACTGTTACCACTCCCTTAAGTTTGACCT
TAGGTCACTGGAAAGATGTCGAGCGGATCGCTCACAACCAGTCGGTAGATGTCAAGAAGA
GACGTTGGGTTACCTTCTGCTCTGCAGAATGGCCAACCTTTAACGTCGGATGGCCGCGAG
ACGGCACCTTTAACCGAGACCTCATCACCCAGGTTAAGATCAAGGTCTTTTACCTGGCC
CGCATGGACACCCAGACCAGGTCCCCTACATCGTGACCTGGGAAGCCTTGCTTTTTGACC
CCCCCTCCCTGGGTCAAGCCCTTTGTACACCCTAAGCCTCCGCCTCCTCTTCCCTCCATCCG
CCCCGTCTCTCCCCCTGAACCTCCTCGTTCGACCCCGCCTCGATCCTCCCTTATCCAG
CCCTCACTCCTTCTCTAGGCGCCGGAATTCGTTAACTCGAGGATCCGGCTGTGGAATGTG
TGTCAGTTAGGGTGTGGAAGTCCCAGGCTCCCAGCAGGCAGAAGTATGCAAAGCATG
CATCTCAATTAAGTCAGCAACCAGGTGTGGAAGTCCCAGGCTCCCAGCAGGCAGAAGT
ATGCAAAGCATGCATCTCAATTAAGTCAGCAACCATAGTCCCGCCCCTAACTCCGCCCATC
CCGCCCTAACTCCGCCAGTTCCGCCATTCTCCGCCCATGGCTGACTAATTTTTTTTT
ATTTATGCAGAGGCCGAGGCCGCTCGGCCTCTGAGCTATTCCAGAAGTAGTGAGGAGGC
TTTTTTGGAGGCCTAGGCTTTTGCAAAAAGCTTGGGCTGCAGGTCGAGGCGGATCTGATC
AAGAGACAGGATGAGGATCGTTTCGCATGATTGAACAAGATGGATTGCACGCAGGTTCTC
CGGCCGCTTGGGTGGAGAGGCTATTCGGCTATGACTGGGCACAACAGACAATCGGCTGCT
CTGATGCCGCGGTGTTCCGGCTGTCAGCGCAGGGGCGCCCGGTTCTTTTTGTCAAGACCG
ACCTGTCCGGTGCCCTGAATGAACTGCAGGACGAGGCAGCGCGGCTATCGTGGCTGGCCA
CGACGGGCGTTCCTTGCGCAGCTGTGCTCGACGTTGTCACTGAAGCGGGAAGGGACTGGC
TGCTATTGGGCGAAGTGCCGGGGCAGGATCTCCTGTCTATCTCACCTTGCTCCTGCCGAGA
AAGTATCCATCATGGCTGATGCAATGCGGCGGCTGCATACGCTTGATCCGGCTACCTGCC
CATTCGACCACCAAGCGAAACATCGCATCGAGCGAGCACGTACTCGGATGGAAGCCGGTC
TTGTGATCAGGATGATCTGGACGAAGAGCATCAGGGGCTCGCGCCAGCCGAAGTGTTCG
CCAGGCTCAAGGCGCGCATGCCGACGGCGAGGATCTCGTCGTGACCCATGGCGATGCCT
GCTTGCCGAATATCATGGTGGAAAATGGCCGCTTTTTCTGGATTCATCGACTGTGGCCGGC
TGGGTGTGGCGGACCGCTATCAGGACATAGCGTTGGCTACCCGTGATATTGCTGAAGAGC
TTGGCGGCGAATGGGCTGACCGCTTCCCTCGTGTTCACGGTATCGCCGCTCCCGATTCCG
AGCGCATCGCCTTCTATCGCCTTCTTGACGAGTTCTTCTGAGCGGGACTCTGGGGTTCGA
TAAAATAAAGATTTTATTTAGTCTCCAGAAAAGGGGGGAATGAAAGACCCACCTGTA
GGTTTGGCAAGCTAGCTTAAGTAACGCCATTTTGAAGGCATGGAAAAATACATAACTGA

Retroviral Expression System Manual

GAATAGAGAAGTTCAGATCAAGGTCAGGAACAGATGGAACAGCTGAATATGGGCCAAACA
GGATATCTGTGGTAAGCAGTTCCTGCCCGGCTCAGGGCCAAGAACAGATGGAACAGCTG
AATATGGGCCAAACAGGATATCTGTGGTAAGCAGTTCCTGCCCGGCTCAGGGCCAAGAA
CAGATGGTCCCAGATGCGGTCCAGCCCTCAGCAGTTTCTAGAGAACCATCAGATGTTTC
CAGGGTGCCCAAGGACCTGAAATGACCTGTGCCTTATTGAACTAACCAATCAGTTCG
CTTCTCGCTTCTGTTTCGCGCGCTTCTGCTCCCCGAGCTCAATAAAAGAGCCACAACCCC
TCACTCGGGGCGCCAGTCCCTCCGATTGACTGAGTCGCCCCGGTACCCGTGTATCCAATAA
ACCTCTTGACAGTTGCATCCGACTTGTGGTCTCGCTGTTCTTGGGAGGGTCTCTCTGA
GTGATTGACTACCCGTCAGCGGGGGTCTTTCATTTGGGGGCTCGTCCGGGATCGGGAGAC
CCCTGCCCAGGACCACCGACCCACCACCGGGAGGTAAGCTGGCTGCCTCGCGCGTTTCG
GTGATGACGGTGAAAACCTCTGACACATGCAGCTCCCGGAGACGGTCACAGCTTGTCTGT
AAGCGGATGCCGGGAGCAGACAAGCCCGTCAGGGCGCGTCAGCGGGTGTGGCGGGTGTG
GGGCGCAGCCATGACCCAGTCACGTAGCGATAGCGGAGTGTATACCTAGCTAGGTAGCT
AGAGGATCTTTGTGAAGGAACCTTACTTCTGTGGTGTGACATAATTGGACAAACTACCTA
CAGAGATTTAAAGCTCTAAGGTAAATATAAAATTTTTAAGTGTATAATGTGTTAAACTAC
TGATTCTAATTGTTGTGATTTTTAGATTCCAACCTATGGAAGTGTGAAATGGGAGCAGT
GGTCCAATGCCTTTAATGAGGAAAACCTGTTTTGCTCAGAAGAAATGCCTCTAGTGATGA
TGAGGCTACTGCTGACTCTCAACATTCTACTCCTCCAAAAAAGAAGAGAAAGGTAGAAGA
CCCCAAGGACTTTCCTTCAGAATTGCTAAGTTTTTTGAGTCATGCTGTGTTTAGTAATAG
AACTCTTGCTTGCTTTGCTATTTACACCACAAAGGAAAAAGCTGCACTGCTATAACAAGAA
AATTATGGAAAAATATTTGATGTATAGTGCCTTGACTAGAGATCATAATCAGCCATACCA
CATTTGTAGAGGTTTTACTTGCTTTAAAAAACCTCCCACACCTCCCCCTGAACCTGAAAC
ATAAAATGAATGCAATTGTTGTTGTTAACTTGTTTATTGCAGCTTATAATGGTTACAAT
AAAGCAATAGCATCACAAATTTACAAATAAAGCATTTTTTTTCACTGCATTCTAGTTGTG
GTTTGTCCAAACTCATCAATGTATCTTATCATGTCTGATCAGCTTCAGAAGATGGCGGAG
GGCCTCCAACACAGTAATTTTCCCTCCGACTCTTAAAATAGAAAATGTCAAGTCAGTTAA
GCAGGAAGTGGACTAACTGACGCAGCTGGCCGTGCGACATCCTCTTTTAATTAGTTGCTA
GGCAACGCCCTCCAGAGGGCGTGTGGTTTTGCAAGAGGAAGCAAAAGCCTCTCCACCCAG
GCCTAGAATGTTTCCACCCAATCATTACTATGACAACAGCTGTTTTTTTTAGTATTAAGC
AGAGGCCGGGGACCCCTGGCCCGTACTCTGGAGAAAAAAACATTGTAGAGGCTTCCA
GAGGCAACTGTCAAAACAGGACTGCTTCTATTTCTGTACACTGTCTGGCCCTGTCAACA
AGGTCCAGCACCTCCATACCCCTTTAATAAGCAGTTTGGGAACGGGTGCGGGTCTTACT
CCGCCATCCGCCCTAACTCCGCCAGTTCGCCATTCTCCGCCCATGCTGACTAAT
TTTTTTTATTTATGCAGAGGCGGAGGCCGCTCGGCCCTGAGCTATCCAGAAGTAGTG
AGGAGGCTTTTTTGGAGGCTGCATTAATGAATCGGCCAACGCGCGGGGAGAGGCGGTTG
CGTATTGGGCGCTCTTCCGCTTCTCGCTCACTGACTCGCTGCGCTCGGTCTCGGCTG
CGGCGAGCGGTATCAGCTCACTCAAAGGCGGTAATACGGTTATCCACAGAATCAGGGGAT
AACGCAGGAAAGAACATGTGAGCAAAAGGCCAGCAAAAGGCCAGGAACCGTAAAAAGGCC
GCGTTGCTGGCGTTTTTCCATAGGCTCCGCCCTGACGAGCATCACAAAAATCGACGC
TCAAGTCAGAGGTGGCGAAACCCGACAGGACTATAAAGATACCAGGCGTTTCCCCCTGGA
AGCTCCCTCGTGCCTCTCCTGTTCCGACCTGCCGCTTACCGGATACCTGTCCGCCTT
CTCCCTTCGGGAAGCGTGGCGCTTTCATAGCTCACGCTGTAGGTATCTCAGTTCGGTG
TAGGTGTTTCGCTCCAAGCTGGGCTGTGTGCACGAACCCCCGTTACGCCGACCGCTGC
GCCTTATCCGGTAACATATCGTCTTGAGTCCAACCCGGTAAGACACGACTTATCGCCACTG
GCAGCAGCCACTGGTAACAGGATTAGCAGAGCGAGGTATGTAGGCGGTGCTACAGAGTTC
TTGAAGTGGTGGCCTAACTACGGCTACACTAGAAGGACAGTATTTGGTATCTGCGCTCTG
CTGAAGCCAGTTACCTTCGGAAAAAGAGTTGGTAGCTCTTGATCCGGCAAACAAACCACC
GCTGGTAGCGGTGGTTTTTTTTGTTTGAAGCAGCAGATTACGCGCAGAAAAAAGGATCT
CAAGAAGATCCTTTGATCTTTTCTACGGGTCTGACGCTCAGTGGAACGAAAATCACGT
TAAGGGATTTTGGTCATGAGATTATCAAAAAGGATCTTACCTAGATCCTTTTAAATTA
AAATGAAGTTTTAAATCAATCTAAAGTATATATGAGTAACTTGGTCTGACAGTTACCAA
TGCTTAATCAGTGAGGCACCTATCTCAGCGATCTGTCTATTTTCGTTCCATAGTTGCC
TGACTCCCCGTCGTGTAGATAACTACGATACGGGAGGGCTTACCATCTGGCCCCAGTGCT
GCAATGATACCGCGAGACCCACGCTCACCGGCTCCAGATTTATCAGCAATAAACCAGCCA
GCCGGAAGGGCCGAGCGCAGAAGTGGTCCCTGCAACTTTATCCGCTCCATCCAGTCTATT
AATTGTTGCCGGAAGCTAGAGTAAGTAGTTCGCCAGTTAATAGTTTGCGCAACGTTGTT

GCCATTGCTGCAGGCATCGTGGTGTACGCTCGTCGTTTGGTATGGCTTCATTCAGCTCC
GGTCCCAACGATCAAGGCGAGTTACATGATCCCCATGTTGTGCAAAAAAGCGGTTAGC
TCCTTCGGTCCTCCGATCGTTGTCAGAAGTAAGTTGGCCGCAGTGTATCACTCATGGTT
ATGGCAGCACTGCATAATTCTCTTACTGTCATGCCATCCGTAAGATGCTTTTCTGTGACT
GGTGAACTCAACCAAGTCATTCTGAGAATAGTGTATGCGGCGACCGAGTTGCTCTTGCCC
GGCGTCAATACGGGATAATACCGCGCCACATAGCAGAACTTTAAAAGTGCTCATCATTGG
AAAACGTTCTTCGGGGCGAAAACCTCTCAAGGATCTTACCGCTGTTGAGATCCAGTTCGAT
GTAACCCACTCGTGCACCCAACCTGATCTTCAGCATCTTTTACTTTTACCAGCGTTTCTGG
GTGAGCAAAAACAGGAAGGCAAAATGCCGCAAAAAAGGGAATAAGGGCGACACGGAAATG
TTGAATACTCATACTCTTCCTTTTTCAATATTATTGAAGCATTATCAGGGTTATTGTCT
CATGAGCGGATACATATTTGAATGTATTTAGAAAAATAAACAAATAGGGGTTCCGCGCAC
ATTTCCCGAAAAGTGCCACCTGACGTCTAAGAAACCATTATTATCATGACATTAACCTA
TAAAAATAGGCGTATCACGAGGCCCTTTCGTCTCGCGCGTTTCGGTGATGACGGTGAAAA
CCTCTGACACATGCAGCTCCCGGAGACGGTCACAGCTTGTCTGTAAGCGGATGCCGGGAG
CAGACAAGCCCGTCAGGGCGCGTCAGCGGGTGTGGCGGGTGTGGGGCTGGCTTAACTA
TGCGGCATCAGAGCAGATTGTACTGAGAGTGCACCATATGCGGTGTGAAATACCGCACAG
ATGCGTAAGGAGAAAATACCGCATCAGGCGCCATTGCGCATTGAGGCTGCGCAACTGTTG
GGAAGGGCGATCGGTGCGGGCCTTTCGCTATTACGCC

CMV - 21-584

RU5 – 584 -700

SV- 1770-2030

NeoR – 2030- 2880

3'LTR- 3230 – 3471

AMP- 7135-4666C

Nucleotide Sequence pCLNCX

```

1  cgcggtgaca ttgattattg actagttatt aatagtaatc aattacgggg tcattagttc
61  atagcccata tatggagttc cgcggtacat aacttacggg aaatggcccg cctggctgac
121 cgcccacga cccccgcca ttgacgtcaa taatgacgta tgttccatag taacgccaat
181 agggactttc cattgacgtc aatgggtgga ctatttacgg taaactgccc acttggcagt
241 acatcaagtg tatcatatgc caagtacgcc ccctattgac gtcaatgacg gtaaattggc
301 cgcttgcat tatgcccagt acatgacctt atgggacttt cctacttggc agtacatcta
361 cgtattagtc atcgctatta ccatgtgatg cggttttggc agtacatcaa tgggcgtgga
421 tagcggtttg actcacgggg atttccaagt ctccacccca ttgacgtcaa tgggagtttg
481 ttttggcacc aaaatcaacg ggactttcca aaatgtcgta acaactccgc cccattgacg
541 caaatgggcg gtaggcgtgt acgggtggag gtctatataa gcagagctca ataaaagagc
601 ccacaacccc tactcggcg cgccagtctt ccgatagact gcgtcggccc ggtaccgta
661 ttcccaataa agcctcttgc tgtttgcatc cgaatcgtgg tctcgtggtt ccttgggagg
721 gtctcctctg agtgattgac taccacgacg gggggctctt catttggggg ctcgtccggg
781 atttggagac ccctgcccag ggaccaccga cccaccaccg ggaggtaagc tggccagcaa
841 cttatctgtg tctgtccgat tgtctagtgt ctatgtttga tgttatgcgc ctgctctgt
901 actagttagc taactagctc tgtatctggc ggaccctggg tggaaactgac gagttctgaa
961 caccgggccc caaccctggg agacgtccca gggactttgg gggccgtttt tgtggcccga
1021 cctgaggaag ggagtcgatg tggaaatccga ccccgtcagg atatgtggtt ctggtaggag
1081 acgagaacct aaaacagttc ccgcctccgt ctgaattttt gctttcgggt tggaaaccgaa
1141 gcgcgcgctc ttgtctgctg cagcgtctgca gcactgttct gtgttgtctc tgtctgactg
1201 tgtttctgta tttgtctgaa aattaggggc agactgttac cactccctta agtttgacct
1261 taggtcactg gaaagatgtc gagcggatcg ctcaacaaca gtcggtagat gtcaagaaga
1321 gacgttgggt taccttctgc tctgcagaat ggccaacctt taacgtcggg tggccgcgag
1381 acggcacctt taaccgagac ctcatcaccg aggttaagat caaggctctt tcacctggcc
1441 cgcatggaca cccagaccag gtcccctaca tcgtgacctg ggaagccttg gcttttgacc
1501 cccctccctg ggtcaagccc tttgtacacc ctaagcctcc gcctcctctt cctccatccg
1561 ccccgctctc ccccctttaa cctcctcgtt cgaccccgcc tcgatcctcc ctttatccag
1621 ccctcactcc ttctctaggc gccggaattc cgatctgatc aagagacagg atgaggatcg
1681 tttcgcgatg ttgaacaaga tggattgcac gcaggttctc cggccgcttg ggtggagagg
1741 ctattcggct atgactgggc acaacagaca atcggctgct ctgatgccgc cgtgttccgg
1801 ctgtcagcgc aggggcccgc ggttcttttt gtcaagaccg acctgtccgg tggcctgaat
1861 gaactgcagg acgaggcagc gcggctatcg tggctggcca cgacgggctt tccttgcgca
1921 gctgtgctcg acgttgtcac tgaagcggga agggactggc tgctattggg cgaagtgccg
1981 gggcaggatc tcctgtcadc tcaccttgtc cctgccgaga aagtatccat catggctgat
2041 gcaatgcggc ggctgcatac gcttgatccg gctacctgcc cattcgacca ccaagcgaaa
2101 catcgcacgc agcagacagc tactcggatg gaagcgggtc ttgtcgatca ggatgatctg
2161 gacgaagagc atcaggggct cgcgccagcc gaactgttcg ccaggctcaa ggcgcgcatg
2221 cccgacggcg aggatctcgt cgtgacctat ggcgatgcct gcttgccgaa tatcatggtg
2281 gaaaatggcc gcttttctgg attcacgac tgtggccggc tgggtgtggc ggaccgctat
2341 caggacatag cgttggctac ccgtgatatt gctgaagagc ttggcggcga atgggctgac
2401 cgcttctctg tgccttacgg tategccgct cccgattcgc agcgcacgca cttctatcgc
2461 cttcttgacg agttcttctg agcgggactc tggggttcga aatgaccgac caagcagcgc
2521 ccaacctgcc atcacgagat ttcgattcca ccgccgcctt ctatgaaagg ttgggcttctg
2581 gaatcgtttt ccgggacgcc ggctggatga tcctccagcg cggggatctc atgctggagt
2641 tcttcgccc ccccgggctc gatcccctcg cgagtgggtt cagctgctgc ctgaggctgg
2701 acgacctcgc ggagttctac cggcagtgca aatccgtcgg catccaggaa accagcagcg
2761 gctatccgcg catccatgcc cccgaactgc aggagtgggg aggcacgatg gccgcttctg
2821 tcgaggcgga tccggccatt agccatatta ttcatgggtt atatagcata aatcaatatt
2881 ggctattggc cattgcatac gttgtatcca tatcataata tgtacattta tattggctca
2941 tgtccaacat taccgccatg ttgacattga ttattgacta gttattaata gtaatcaatt
3001 acggggctat tagttcatag cccatatatg gagttccgcg ttacataact tacggtaaat
3061 ggcccgcctg gctgaccgcc caacgacccc cgccattga cgtcaataat gacgtatggt

```

Retroviral Expression System Manual

```
3121 cccatagtaa cgccaatagg gactttccat tgacgtcaat ggggtggagta tttacggtaa
3181 actgcccact tggcagtaca tcaagtgtat catatgccaa gtacgcccc tattgacgtc
3241 aatgacggta aatggcccgc ctggcattat gcccagtaca tgacctatg ggactttcct
3301 acttggcagt acatctacgt attagtcac gctattacca tggatgatgc gttttggcag
3361 tacatcaatg ggcgtggata gcggtttgac tcacggggat ttccaagtct ccacccatt
3421 gacgtcaatg ggagtttggt ttggcaccaa aatcaacggg actttccaaa atgtcgtaac
3481 aactccgccc cattgacgca aatgggagggt aggcattgtac ggtgggagggt ctatataagc
3541 agagctcgtt tagtgaaccg tcagatcgcc tggagacgcc atccacgctg ttttgacctc
3601 catagaagac accgggaccg atccagcctc cgcgccccca agcttgtaa catcgataaa
3661 ataaaagatt ttatttagtc tccagaaaaa ggggggaatg aaagacccca cctgtagggt
3721 tggcaaagct agagaacctat cagatgtttc caggggtgcc caaggacctg aatgacctc
3781 gtgccttatt tgaactaacc aatcagttcg cttctcgctt ctgttcgcgc gcttctgctc
3841 cccgagctca ataaaagac ccacaacccc tccactcgggg cgccagtcct cgttctgact
3901 gagtcgccc ggtaccctg taccataaa accctcttgc agttgcatcc gacttgggt
3961 ctgctgttc cttgggaggg tctcctctga gtgattgact acccgtcagc gggggctctt
4021 catttggggg ctgctcggg atcgggagac ccctgccag ggaccaccga cccaccaccg
4081 ggaggtaagc tggctgcctc gcgctgttcg gtgatgacgg tgaaacctc tgacacatgc
4141 agctcccga gacggtcaca gcttgtctgt aagcggatgc cgggagcaga caagcccgtc
4201 agggcgctc agcgggtgtt ggggggtgtc ggggagcagc catgaccagc tcacgtagcg
4261 atagcggagt gtatctagct aggtagctag aggatctttg tgaaggaacc ttacttctgt
4321 ggtgtgacat aattggacaa actacctaca gagatttaa gctctaagggt aaatataaaa
4381 tttttaagt tataatgtgt taaactactg attctaattg tttgtgtatt ttagattcca
4441 acctatggaa ctgatgaatg ggagcagtg tggaatgcct ttaatgagga aaacctgtt
4501 tgctcagaag aatgccatc tagtgatgat gaggctactg ctgactctca acattctact
4561 cctccaaaaa agaagagaaa ggtagaagac cccaaggact ttcctcaga attgctaagt
4621 tttttgagtc atgctgtgt tagtaataga actcttgcct gctttgctat ttacaccaca
4681 aaggaaaaag ctgactgct atacaagaaa attatggaaa aatatttgat gtatagtgcc
4741 ttgactagag atcataatca gccataccac atttgtagag gttttacttg ctttaaaaaa
4801 cctcccacac ctccccctga acctgaaaca taaaatgaat gcaattgttg ttgtaactt
4861 gtttattgca gcttataatg gttacaata aagcaatagc atcacaatt tcacaaataa
4921 agcattttt tccactgatt ctagtgtgg tttgtccaaa ctcatcaatg tatctatca
4981 tgtctgatca gcttcagaag atggcggagg gcctccaaca cagtaatttt cctccgact
5041 cttaaaatag aaaatgtcaa gtcagttaag caggaagtgg actaactgac gcagctggcc
5101 gtgcgacatc ctcttttaat tagttgctag gcaacgcct ccagagggcg tgtggtttt
5161 caagaggaag caaaagcctc tccaccagc cctagaatgt tccacccaa tcattactat
5221 gacaacagct gtttttttta gtattaagca gaggccgggg acccctggcc cgcttactct
5281 ggagaaaaaa aacattgtag aggcctccag aggcaacttg tcaaacagc actgcttcta
5341 tttctgtcac actgtctggc cctgtcacia ggtccagcac ctccataccc ctttaataa
5401 gcagtttggg aacgggtgcg ggtcttactc cgcccatccg ccctaactc cgcccagttc
5461 cgccattct cgcgccatg ctgactaatt tttttattt atgcagaggc cgaggccgcc
5521 tcggcctctg agctattcca gaagtagtga ggaggctttt ttggaggctg cattaatgaa
5581 tcggccaacg cgcggggaga ggcggtttgc gtattgggag ctctccgct tccctgctca
5641 ctgactcgt gcgctcggtc gttcggctgc ggcgagcgg atcagctcac tcaaaggcgg
5701 taatacgggt atccacagaa tcaggggata acgcaggaaa gaacatgtga gcaaaaggcc
5761 agcaaaaggc caggaaccgt aaaaaggcgg cgttgctggc gtttttccat aggcctcgcc
5821 cccctgacga gcatcaciaa aatcgacgct caagtcaag gtggcgaac ccgacaggac
5881 tataagata ccaggcgttt cccctggaa gctccctcgt gcgctctct gttccgacc
5941 tgccgcttac cggatacctc tccgctttc tccctcggg aagcgtggcg ctttctcata
6001 gctcacgctg taggtatctc agttcgggtg aggtcgttcg ctccaagctg ggtgtgtgc
6061 acgaacccc cgttcagccc gaccgctgc cttatccgg taactatcgt cttgagtcca
6121 acccgtaag acacgactta tcgccactgg cagcagccac tggtaacagg attagcagag
6181 cgaggatgt aggcggtgct acagagttct tgaagtggg gcctaactac ggctacacta
6241 gaaggacagt atttggtatc tgcgctctgc tgaagccagt tacctcggg aaaagagttg
6301 gtagctcttg atccggcaaa caaacaccg ctggtagcgg tggtttttt gtttgcaagc
6361 agcagattac gcgcagaaaa aaaggatctc aagaagatcc tttgatctt tctacgggg
6421 ctgacgctca gtggaacgaa aactcacgtt aagggtattt ggtcatgaga ttatcaaaaa
6481 ggatcttcac ctagatcctt taaatataa aatgaagttt taaatcaat taaagtatat
```

6541 atgagtaaac ttggtctgac agttaccaat gcttaatcag tgaggcacct atctcagcga
 6601 tctgtctatt tcgttcatcc atagttagcct gactccccgt cgtgtagata actacgatac
 6661 gggagggcct accatctggc cccagtgctg caatgatacc gcgagaccca cgctcaccgg
 6721 ctccagatth atcagcaata aaccagccag ccggaagggc cgagcgcaga agtggctctg
 6781 caactttatc cgcctccatc cagtctatta attggtgccg ggaagctaga gtaagtagtt
 6841 cgccagttaa tagtttgccg aacggttggt ccattgctgc aggcacatcgt gtgtcacgct
 6901 cgtcgtttgg tatggcttca ttcagctccg gttccccaac atcaaggcga gttacatgat
 6961 cccccatggt gtgcaaaaaa gcggttagct ccttcgggtc tccgatcgtt gtcagaagta
 7021 agttggccgc agtgttatca ctcatgggta tggcagcact gcataattct cttactgtca
 7081 tgccatccgt aagatgcttt tctgtgactg gtgagtactc aaccaagtca ttctgagaat
 7141 agtgtatgcy gcgaccgagt tgctcttgcc cggcgtcaat acgggataat accgcgccac
 7201 atagcagaac tttaaaagtg ctcatcattg gaaaacgttc ttcggggcga aaactctcaa
 7261 ggatcttacc gctggtgaga tccagttcga tgtaaccac tctgacacc aactgatctt
 7321 cagcatcttt tactttcacc agcgtttctg ggtgagcaaa aacaggaagg caaaatgccg
 7381 caaaaaaggg aataagggcg acacggaaat gttgaatact catactcttc ctttttcaat
 7441 attattgaag catttatcag ggttattgtc tcatgagcgg atacatattt gaatgtattt
 7501 agaaaaataa acaaataggg gttccgcgca ctttccccg aaaagtgcc cctgacgtct
 7561 aagaaacatc tattatcatg acattaacct ataaaaatag gcgtatcacg aggccctttc
 7621 gtctcgcgcy tttcgggtgat gacggtgaaa acctctgaca catgcagctc cgggagacgg
 7681 tcacagcttg tctgtaagcy gatgccggga gcagacaagc ccgtcagggc gcgtcagcgg
 7741 gtgttgccgg gtgtcggggc tggcttaact atgcccgcac agagcagatt gtactgagag
 7801 tgcaccatat gcggtgtgaa ataccgcaca gatgcgtaag gagaaaatac cgcacagggc
 7861 gccattcgc attcaggctg cgcaactggt ggggaagggc atcgggtcgg gcctcttcgc
 7921 tattacgcc

Molecule Features:

Name	Start	End
CMV prom	21	584
RU5 and packaging signal	585	700
NeoR	1645	2645
3'-LTR	3637	3878
AmpR	7624	5155

Nucleotide Sequence pCLNRX

CGCGTTGACATTGATTATTGACTAGTTATTAATAGTAATCAATTACGGGGTCATTAGTTC
ATAGCCCATATATGGAGTTCCGCGTTACATAACTTACGGTAAATGGCCCGCTGGCTGAC
CGCCAACGACCCCGCCATTGACGTCAATAATGACGTATGTTCCATAGTAACGCCAAT
AGGGACTTTCATTGACGTCAATGGGTGGACTATTTACGGTAAACTGCCACTTGGCAGT
ACATCAAGTGATCATATGCCAAGTACGCCCCCTATTGACGTCAATGACGGTAAATGGCC
CGCTGGCATTATGCCCAGTACATGACCTTATGGGACTTTCCTACTTGGCAGTACATCTA
CGTATTAGTCATCGCTATTACCATGTGATGCGGTTTTGGCAGTACATCAATGGGCGTGGA
TAGCGGTTTTGACTCACGGGGATTTCCAAGTCTCCACCCATTGACGTCAATGGGAGTTTG
TTTTGGCACCAAATCAACGGGACTTTCAAAATGTCGTAACAACCTCCGCCCCATTGACG
CAAATGGGCGGTAGGCGTGTACGGTGGGAGGTCTATATAAGCAGAGCTCAATAAAAGAGC
CCACAACCCCTCACTCGGCGGCCAGTCTTCCGATAGACTGCGTCGCCCGGGTACCCGTA
TTCCCAATAAAGCCTCTTGCTGTTTGCATCCGAATCGTGGTCTCGCTGTTCTTGGGAGG
GTCTCCTCTGAGTGATTGACTACCCACGACGGGGGTCTTTCATTTGGGGGCTCGTCCGGG
ATTTGGAGACCCCTGCCAGGGACCACCGACCCACCACCGGGAGGTAAGCTGGCCAGCAA
CTTATCTGTGTCTGTCCGATTGTCTAGTGTCTATGTTTGATGTTATGCGCCTGCGTCTGT
ACTAGTTAGCTAACTAGCTCTGTATCTGGCGGACCCGTGGTGGAAGTACGAGTTCAGAA
CACCCGGCCGCAACCCTGGGAGACGTCCCAGGGACTTTGGGGGCCGTTTTTGTGGCCGA
CCTGAGGAAGGGAGTCGATGTGGAATCCGACCCCGTCAGGATATGTGGTTCGGTAGGAG
ACGAGAACCTAAAACAGTTCCCGCCTCCGTCTGAATTTTTGCTTTCGGTTTTGGAACCGAA
GCCGCGCGTCTTGTCTGCTGCAGCGCTGCAGCATCGTTCGTGTTGCTCTGTCTGACTG
TGTTTTCTGTATTTGTCTGAAAATTAGGGCCAGACTGTTACCACTCCCTTAAGTTTGACCT
TAGGTCAGTGGAAAGATGTCGAGCGGATCGTCCACAACCAGTCGGTAGATGTCAAGAAGA
GACGTTGGGTTACCTTCTGCTCTGCAGAATGGCCAACCTTTAACGTCGGATGGCCGCGAG
ACGGCACCTTTAACCGAGACCTCATCACCCAGGTTAAGATCAAGGTCTTTTACCTGGCC
CGCATGGACACCCAGACCAGGTCCCCTACATCGTGACCTGGGAAGCCTTGGCTTTTGACC
CCCCCTCCCTGGTCAAGCCCTTGTACACCTTAAGCCTCCGCTCCTCTTCCCTCCATCCG
CCCCGTCTCTCCCCCTGAACCTCCTCGTTTCGACCCCGCCTCGATCCTCCCTTATCCAG
CCCTCACTCCTTCTCTAGGCGCCGGAATTCGATCTGATCAAGAGACAGGATGAGGATCG
TTTTCGCATGATTGAACAAGATGGATTGCACGAGGTTCTCCGGCCGCTTGGGTGGAGAGG
CTATTCGGCTATGACTGGGCACAACAGACAATCGGCTGCTCTGATGCCGCCGTGTTCCGG
CTGTCAGCGCAGGGGCGCCCGGTTCTTTTTGTCAAGACCGACCTGTCCGGTGCCTGAAT
GAACTGCAGGACGAGGCAGCGCGGCTATCGTGGCTGGCCACGACGGGCTTCCTTGCACA
GCTGTGCTCGACGTTGTACTGAAGCGGGAAGGGACTGGCTGCTATTGGGCGAAGTGCCG
GGGCAGGATCTCCTGTCATCTCACCTTGTCTGCGGAGAAAGTATCCATCATGGCTGAT
GCAATGCGGCGGCTGCATACGCTTGATCCGGCTACCTGCCATTCCGACCACCAAGCGAAA
CATCGCATCGAGCGAGCACGTAATCGGATGGAAGCCGGTCTTGTGATCAGGATGATCTG
GACGAAGAGCATCAGGGGCTCGCGCCAGCCGAAGTTCGCCAGGCTCAAGGCGCGCATG
CCCGACGGCGAGGATCTCGTCTGACCCATGGCGATGCCTGCTTGCCGAATATCATGGTG
GAAAATGGCCGCTTTTCTGGATTTCATCGACTGTGGCCGGCTGGGTGTGGCGGACCGCTAT
CAGGACATAGCGTTGGCTACCCGTGATATTGCTGAAGAGCTTGGCGGCGAATGGGCTGAC
CGTTCCTCGTGCTTTACGGTATCGCCGCTCCCGATTCCGACGCGCATCGCCTTCTATCGC
CTTCTTGACGAGTCTTCTGAGCGGGACTCTGGGGTTCGAAATGACCCGACCAAGCGACGC
CCAACCTGCCATCACGAGATTCGATTCCACCGCCGCTTCTATGAAAGGTTGGGCTTCG
GAATCGTTTTCCGGGACGCCGGCTGGATGATCTCCAGCGCGGGGATCTCATGCTGGAGT
TCTTCGCCCACCCCGGGCTCGATCCCCTCGCGAGTTGGTTCAGCTGCTGCCTGAGGCTGG
ACGACCTCGCGGAGTTCTACCGGCAGTGCAAATCCGTCCGGATCCAGGAAACCAGCAGCG
GCTATCCGCGCATCCATGCCCCGAAGTGCAGGAGTGGGGAGGCACGATGGCCGCTTTGG
TCGAGGCTCCCCTCAGGATATAGTAGTTTCGCTTTTGCATAGGGAGGGGAAATGTAGTC
TTATGCAATAACACTTGTAGTCTTGCAACATGGTAACGATGAGTTAGCAACATGCCTTACA
AGGAGAGAAAAAGCACCGTGCATGCCGATTGGTGGAAGTAAGGTGGTACGATCGTGCCTT
ATTAGGAAGGCAACAGACAGGTCTGACATGGATTGGACGAACCACTGAATCCCGCATTGC
AGAGATAATTGTATTTAAGTGCCTAGCTCGATACAATAAACGCCATTTGACCATTACCA

CATTGGTGTGCACCTCCAAAGCTTGTTAACATCGATAAAATAAAAGATTTTATTTAGTCT
CCAGAAAAAGGGGGGAATGAAAGACCCACCTGTAGGTTTGGCAAGCTAGCTTAAGTAAC
GCCATTTTGAAGGCATGGAAAAATACATAACTGAGAATAGAGAAGTTCAGATCAAGGTC
AGGAACAGATGGAACAGCTGAATATGGGCCAACAGGATATCTGTGGTAAGCAGTTCCTG
CCCCGGCTCAGGGCCAAGAACAGATGGAACAGCTGAATATGGGCCAACAGGATATCTGT
GGTAAGCAGTTCCTGCCCGGCTCAGGGCCAAGAACAGATGGTCCCCAGATGCGGTCCAG
CCCTCAGCAGTTTCTAGAGAACCATCAGATGTTTCCAGGGTGCCCCAAGGACCTGAAATG
ACCTGTGCCTTATTTGAACTAACCAATCAGTTCGCTTCTCGCTTCTGTTTCGCGCGCTTC
TGCTCCCCGAGCTCAATAAAAGAGCCACAACCCCTCACTCGGGGCGCCAGTCCCTCCGAT
TGACTGAGTCGCCCCGGTACCCGTGTATCCAATAAACCCCTCTTGCAAGTTGCATCCGACTT
GTGGTCTCGCTGTTCTTGGGAGGGTCTCTCTGAGTGATTGACTACCCGTACGCGGGG
TCTTTCAATTTGGGGCTCGTCCGGGATCGGGAGACCCCTGCCAGGGACCACCGACCCAC
CACCGGGAGGTAAGCTGGCTGCCTCGCGCTTTCGGTGATGACGGTGAAAACCTCTGACA
CATGCAGTCCCAGGAGACGGTCACAGCTTGTCTGTAAGCGGATGCCGGGAGCAGACAAGC
CCGTACGGGGCTCAGCGGGTGTGGCGGGTGTCCGGGCGCAGCCATGACCCAGTCAG
TAGCATAAGCGGAGTGATACCTAGCTAGGTAGTCTAGAGGATCTTTGTGAAGGAACCTTA
CTTCTGTGGTGTGACATAATTGGACAACTACCTACAGAGATTTAAAGCTCTAAGGTA
TATAAAATTTTAAAGTGATAATGTGTTAACTACTGATTCTAATTGTTTGTGATTTTA
GATCCAACCTATGGAAGTGAATGGGAGCAGTGGTCCAATGCCTTTAATGAGGAAAA
CCTGTTTTGCTCAGAAGAAATGCCTCTAGTGATGATGAGGCTACTGCTGACTCTCAACAT
TCTACTCCTCCAAAAAAGAAGAGAAAGGTAGAAGACCCCAAGGACTTTCCTTCAGAATTG
CTAAGTTTTTTGAGTCATGCTGTGTTTAGTAATAGAACTCTTGCTTGCTTTGCTATTTAC
ACCACAAAGGAAAAAGCTGCACTGCTATAACAAGAAAATTATGGAAAAATATTTGATGTAT
AGTGCCTTGACTAGAGATCATAATCAGCCATACCACATTTGTAGAGGTTTTACTTGCTTT
AAAAACCTCCCACACCTCCCCCTGAACCTGAAACATAAAATGAATGCAATTGTTGTTGT
TAACTTGTATTATGCAGCTTATAATGGTTACAAATAAAGCAATAGCATCACAAATTTAC
AAATAAAGCATTTTTTTCACTGCATTCTAGTTGTGGTTTTGTCCAACTCATCAATGTATC
TTATCATGTCTGTGATCAGCTTCAGAAGATGGCGGAGGGCCTCCAACACAGTAATTTTCC
TCCCGACTCTTAAAATAGAAAATGTCAAGTCAGTTAAGCAGGAAGTGGACTAAGTACGCG
AGCTGGCCGTGCGACATCCTCTTTAATTAGTTGCTAGGCAACGCCCTCCAGAGGGCGTG
TGGTTTTGCAAGAGGAAGCAAAGCCTCTCCACCCAGGCCTAGAATGTTTCCACCCAATC
ATTACTATGACAACAGCTGTTTTTTTTAGTATTAAGCAGAGGCCGGGGACCCCTGGCCCG
CTTACTCTGGAGAAAAAAAACATTTGTAGAGGCTTCCAGAGGCAACTTGTCAAAAACAGGAC
TGCTTCTATTTCTGTACACTGTCTGGCCCTGTCACAAGGTCCAGCACCTCCATACCCCC
TTTAATAAGCAGTTTGGGAACGGGTGCGGGTCTTACTCCGCCATCCGCCCTAACTCCG
CCCAGTTCCGCCATTTCTCCGCCCATGCTGACTAATTTTTTTTTATTTATGCAGAGGCCG
AGGCCGCTCGGCCTCTGAGCTATTCCAGAAGTAGTGAGGAGGCTTTTTTGGAGGCTGCA
TTAATGAATCGGCCAACGCGCGGGGAGAGGCGGTTTGCATTTGGGCGCTCTCCGCTTC
CTCGCTCACTGACTCGCTCGCTCGGTCGTTCCGGTGTCCGGCGAGCGGTATCAGCTC
AAAGGCGGTAATACGTTATCCACAGAATCAGGGGATAACGCAGGAAAGAACATGTGAGC
AAAAGGCCAGCAAAAGGCCAGGAACCGTAAAAAGGCCGCGTTGCTGGCCTTTTCCATAG
GCTCCGCCCCCTGACGAGCATCACAAAATCGACGCTCAAGTCAGAGGTGCGGAAACC
GACAGGACTATAAAGATACCAGGCGTTTCCCCCTGGAAGCTCCCTCGTGCGCTCTCCTGT
TCCGACCCTGCCGTTACCGGATACCTGTCCGCCTTTCTCCCTTCGGGAAGCGTGGCGCT
TTCTCATAGCTCACGCTGTAGGTATCTCAGTTCGGTGTAGGTCGTTTCGCTCCAAGCTGGG
CTGTGTGCACGAACCCCCGTTACGCCCAGCGCTGCGCCTTATCCGGTAACTATCGTCT
TGAGTCCAACCCGGTAAGACACGACTTATCGCCACTGGCAGCAGCCACTGGTAACAGGAT
TAGCAGAGCGAGGTATGTAGGCGGTGCTACAGAGTCTTGAAGTGGTGGCCTAACTACGG
CTACACTAGAAGGACAGTATTTGGTATCTGCGCTCTGCTGAAGCCAGTTACCTTCGGAAA
AAGAGTTGGTAGCTCTTGATCCGGCAAACAACCACCGCTGGTAGCGGTGGTTTTTTTTGT
TTGCAAGCAGCAGATTACGCGCAGAAAAAAGGATCTCAAGAAGATCCTTTGATCTTTTC
TACGGGGTCTGACGCTCAGTGGAACGAAAACCTCACGTTAAGGGATTTTGGTCAATGAGATT
ATCAAAAAGGATCTTACCTAGATCCTTTTAAATTAATAAAGTAAAAATCAATCTA
AAGTATATATGAGTAACTTGGTCTGACAGTTACCAATGCTTAATCAGTGAGGCACCTAT
CTCAGCGATCTGTCTATTTTCGTTTCCATAGTTGCCTGACTCCCCGCTCGTGTAGATAAC
TACGATACGGGAGGGCTTACCATCTGGCCCCAGTGTGCAATGATACCGCGAGACCCACG

CTCACGGGCTCCAGATTTATCAGCAATAAACCAGCCAGCCGGAAGGGCCGAGCGCAGAAG
TGGTCTGCAACTTTATCCGCCTCCATCCAGTCTATTAATTGTTGCCGGGAAGCTAGAGT
AAGTAGTTCGCCAGTTAATAGTTTGCGCAACGTTGTTGCCATTGCTGCAGGCATCGTGGT
GTCACGCTCGTCGTTTGGTATGGCTTCATTAGCTCCGGTCCCAACGATCAAGGCGAGT
TACATGATCCCCATGTTGTGCAAAAAAGCGGTTAGCTCCTTCGGTCTCCGATCGTTGT
CAGAAGTAAGTTGGCCGCAAGTGTATCACTCATGGTTATGGCAGCACTGCATAATTCTCT
TACTGTGTCATGCCATCCGTAAGATGCTTTTCTGTGACTGGTGAACCAACCAAGTCATTCT
GAGAATAGTGTATGCGGCGACCGAGTTGCTCTTGCCCGGCGTCAATACGGGATAATACCG
CGCCACATAGCAGAACTTTAAAAGTGCTCATCATTGGAAAACGTTCTTCGGGGCGAAAAC
TCTCAAGGATCTTACCGCTGTTGAGATCCAGTTCGATGTAACCCACTCGTGCACCCAAC
GATCTTCAGCATCTTTTACTTTACCAGCGTTTCTGGGTGAGCAAAAACAGGAAGGCAAA
ATGCCGCAAAAAAGGGAATAAGGGCGACACGGAAATGTTGAATACTCATACTCTTCTTT
TTCAATATTATTGAAGCATTATCAGGGTATTGTCTCATGAGCGGATACATATTTGAAT
GTATTTAGAAAAATAAACAATAGGGGTCCGCGCACATTTCCCGAAAAGTGCCACCTG
ACGCTAAGAAACCATTATTATCATGACATTAACCTATAAAAAATAGGCGTATCAGGAGGC
CCTTTCGTCTCGCGCTTTCGGTGTGACGGTGAAAACCTCTGACACATGCAGTCCCGG
AGACGGTCACAGCTTGTCTGTAAGCGGATGCCGGGAGCAGACAAGCCCGTACGGGCGCGT
CAGCGGGTGTGGCGGGTGTGGGGCTGGCTTAACTATGCGGCATCAGAGCAGATTGTAC
TGAGAGTGCACCATATGCGGTGTGAAATACCGCACAGATGCGTAAGGAGAAAATACCGCA
TCAGGCGCCATTCGCCATTCAGGCTGCGCAACTGTTGGGAAGGGCGATCGGTGCGGGCCT
CTTCGCTATTACGCC

CGCGTTGACATTGATTATTGACTAGTTATTAATAGTAATCAATTACGGGGTCATTAGTTC
ATAGCCCATATATGGAGTCCGCGTTACATAACTTACGGTAAATGGCCCGCCTGGCTGAC
CGCCCAACGACCCCGCCATTGACGTCAATAATGACGTATGTTCCATAGTAACGCCAAT
AGGGACTTTCATTGACGTCAATGGGTGGACTATTTACGGTAAACTGCCACTTGGCAGT
ACATCAAGTGTATCATATGCCAAGTACGCCCCCTATTGACGTCAATGACGGTAAATGGCC
CGCCTGGCATTATGCCAGTACATGACCTTATGGGACTTTCCTACTTGGCAGTACATCTA
CGTATTAGTCATCGCTATTACCATGTGATGCGGTTTTGGCAGTACATCAATGGGCGTGA
TAGCGGTTTGACTCACGGGGATTTCCAAGTCTCCACCCATTGACGTCAATGGGAGTTG
TTTTGGCACAAAATCAACGGGACTTTCCAAAATGTCGTAACAACCTCCGCCCCATTGACG
CAAATGGGCGGTAGGCGTGTACGGTGGGAGGTCTATATAAGCAGAGCTCAATAAAAGAGC
CCACAACCCCTCACTCGGCGCGCCAGTCTTCCGATAGACTGCGTCCGCGGGTACCCGTA
TTCCCAATAAAGCCTCTTGCTGTTTGCATCCGAATCGTGGTCTCGCTGTTCTTGGGAGG
GTCTCCTCTGAGTGATTGACTACCCACGACGGGGTCTTTCAATTTGGGGCTCGTCCGGG
ATTTGGAGACCCCTGCCAGGGACCACCGACCCACCACGGGAGGTAAGCTGGCCAGCAA
CTTATCTGTGTCTGTCCGATTGTCTAGTGTCTATGTTTGTATGTTATGCGCCTGCGTCTGT
ACTAGTTAGCTAACTAGCTCTGTATCTGGCGGACCCGTTGGTGGAACTGACGAGTCTGAA
CACCCGGCCGAACCCCTGGGAGACGTCCCAGGACTTTGGGGCCGTTTTTGTGGCCGA
CCTGAGGAAGGGATCGATGTGGAATCCGACCCCGTCAGGATATGTGGTCTGTGAGGAG
ACGAGAACCATAAACAGTTCCCGCCTCCGTCTGAATTTTTGCTTTCGGTTTGGAAACCGAA
GCCGCGCTTGTCTGCTGCAGCGCTGCAGCATCGTTCTGTGTTGTCTCTGTCTGACTG
TGTTTTCTGATTTGTCTGAAAATTAGGGCCAGACTGTTACCACTCCCTTAAAGTTTGACCT
TAGGTCACTGGAAAGATGTGAGCGGATCGCTCACAACCAGTCGGTAGATGTCAAGAAGA
GACGTTGGGTACCTTCTGCTCTGCAGAATGGCCAACCTTTAACGTCGGATGGCCGCGAG
ACGGCACCTTTAACCGAGACCTCATCACCCAGGTTAAGATCAAGGCTTTTTACCTGGCC
CGCATGGACACCCAGACCAGGTCCCCTACATCGTGACCTGGGAAGCCTTGGCTTTTTGACC
CCCCCTCCCTGGGTCAAGCCCTTTGTACACCCTAAGCCTCCGCCTCTCTTCTCCATCCG
CCCCGTCTCTCCCCCTTGAACCTCCTCGTTCGACCCCGCCTCGATCCTCCCTTTATCCAG
CCCTCACTCCTTCTCTAGGCGCCGGAATTCGATCTGATCAAGAGACAGGATGAGGATCG
TTTTCGCATGATTGAACAAGATGGATTGCACGCAGGTTCTCCGGCCGCTTGGGTGGAGAGG
CTATTCGGCTATGACTGGGCACAACAGACAATCGGCTGCTCTGATGCCGCCGTGTTCCGG
CTGTCAGCGCAGGGGCGCCCGGTTCTTTTTGTCAAGACCGACCTGTCCGGTGCCTGAAT
GAACTGCAGGACGAGGCAGCGCGGCTATCGTGGCTGGCCACGACGGGCGTTCCTTGGCGA
GCTGTGCTCGACGTTGTCACTGAAGCGGGAAGGGACTGGCTGCTATTGGGCGAAGTGCCG
GGGACGGATCTCCTGTCTACCTTGGCTCTGCGGAGAAAGTATCCATCATGGCTGAT

GCAATGCGGCGGCTGCATACGCTTGATCCGGCTACCTGCCATTTCGACCACCAAGCGAAA
CATCGCATCGAGCGAGCACGTACTCGGATGGAAGCCGGTCTTGTGATCAGGATGATCTG
GACGAAGAGCATCAGGGGCTCGCGCCAGCCGAAGTTCGCCAGGCTCAAGGCGCGCATG
CCCGACGGCGAGGATCTCGTCTGTGACCCATGGCGATGCCTGCTTGCCGAATATCATGGTG
GAAAATGGCCGCTTTTCTGGATTTCATCGACTGTGGCCGGCTGGGTGTGGCGGACCGCTAT
CAGGACATAGCGTTGGCTACCCGTGATATTGCTGAAGAGCTTGCCGCGCAATGGGCTGAC
CGCTTCCTCGTGCTTACCGGTATCGCCGCTCCCGATTTCGACGCGCATCGCCTTCTATCGC
CTTCTTGACGAGTTCTTCTGAGCGGGACTCTGGGGTTCGAAATGACCCGACCAAGCGACGC
CCAACCTGCCATCACGAGATTCGATTCCACCGCCGCCTTCTATGAAAGGTTGGGCTTCG
GAATCGTTTTCCGGGACGCCGGCTGGATGATCTCCAGCGCGGGGATCTCATGCTGGAGT
TCTTCGCCCACCCCGGGCTCGATCCCCTCGCGAGTTGGTTCAGCTGCTGCCTGAGGCTGG
ACGACCTCGCGGAGTTTACCGGCAGTGCAAATCCGTGCGCATCCAGGAAACCAGCAGCG
GCTATCCGCGCATCCATGCCCCGAAGTGCAGGAGTGGGGAGGCACGATGGCCGCTTTGG
TCGAGGCTCCCCTCAGGATATAGTAGTTTCGCTTTTGCATAGGGAGGGGAAATGTAGTC
TTATGCAATACACTTGTAGTCTTGCAACATGGTAACGATGAGTTAGCAACATGCCTTACA
AGGAGAGAAAAAGCACCGTGCATGCCGATTGGTGAAGTAAGGTGGTACGATCGTGCCCT
ATTAGGAAGGCAACAGACAGGTCTGACATGGATTGGACGAACCACTGAATTCGCAATTGC
AGAGATAATTGTATTTAAGTGCCTAGCTCGATACAATAAACGCCATTTGACCATTACCA
CATTGGTGTGCACCTCCAAAGCTTGTTAACATCGATAAAAATAAAAGATTTTATTTAGTCT
CCAGAAAAAGGGGGGAATGAAAGACCCACCTGTAGGTTTGGCAAGCTAGCTTAAGTAAC
GCCATTTTGAAGGCATGGAAAAATACATAACTGAGAATAGAGAAGTTCAGATCAAGGTC
AGGAACAGATGGAACAGCTGAATATGGGCCAAACAGGATATCTGTGGTAAGCAGTTCCTG
CCCCGGCTCAGGGCCAAGAACAGATGGAACAGCTGAATATGGGCCAAACAGGATATCTGT
GGTAAGCAGTTCCTGCCCGGCTCAGGGCCAAGAACAGATGGTCCCAGATGCGGTCCAG
CCCTCAGCAGTTTCTAGAGAACCATCAGATGTTTCCAGGGTGCCCCAAGGACCTGAAATG
ACCCTGTGCCTTATTTGAACTAACCAATCAGTTCGCTTCTCGCTTCTGTTTCGCGCGCTTC
TGCTCCCCGAGCTCAATAAAAGAGCCACAACCCCTCACTCGGGGCGCCAGTCTCCGAT
TGACTGAGTCGCCCCGGTACCCGTGTATCCAATAAACCCCTCTTGCAGTTGCATCCGACTT
GTGGTCTCGCTGTTCCCTGGGAGGGTCTCCTCTGAGTGATTGACTACCCGTCAGCGGGG
TCTTTCATTTGGGGGCTCGTCCGGGATCGGGAGACCCCTGCCAGGGACCACCGACCCAC
CACGGGAGGTAAGCTGGCTGCCTCGCGCGTTCGGTGATGACGGTGAAAACCTCTGACA
CATGCAGCTCCCGGAGACGGTACAGCTTGTCTGTAAGCGGATGCCGGGAGCAGACAAGC
CCGTCAGGGCGCGTACGCGGGTGTGGCGGGTGTGGGGGCGCAGCCATGACCCAGTCAGC
TAGCGATAGCGGAGTGTATACCTAGCTAGGTAGCTAGAGGATCTTTGTGAAGGAACCTTA
CTTCTGTGGTGTGACATAATTGGACAACTACCTACAGAGATTTAAAGCTCTAAGGTA
TATAAAATTTTAAAGTGTATAATGTGTTAACTACTGATTCTAATTGTTTGTGATTTTA
GATTTCAACCTATGGAAGTGTGAATGGGAGCAGTGGTCCAATGCCTTTAATGAGGAAAA
CCTGTTTTGCTCAGAAGAAATGCCTCTAGTGTATGATGAGGCTACTGCTGACTCTCAACAT
TCTACTCCTCAAAAAAAGAAGAGAAAGGTAGAAGACCCCAAGGACTTTCCTTCAGAATTG
CTAAGTTTTTTGAGTCACTGTGTGTTTAGTAATAGAACTCTTGCTTGCTTTGCTATTTAC
ACCACAAAGGAAAAAGCTGCACCTGTATACAAGAAAATTATGGAAAAATTTTGATGTAT
AGTGCCTTGACTAGAGATCATAATCAGCCATACCACATTTGTAGAGGTTTTACTTGCTTT
AAAAACCTCCACACCTCCCCCTGAACCTGAAACATAAAATGAATGCAATTGTTGTTGT
TAACTGTTTTATTGCAGCTTATAATGGTTACAAATAAAGCAATAGCATCACAAATTTTAC
AAATAAAGCATTTTTTTTTACTGCATTCTAGTTGTGGTTTTGTCCAAACTCATCAATGTATC
TTATCATGTCTGTGATCAGCTTCAGAAGATGGCGGAGGGCCTCCAACACAGTAATTTTCC
TCCGACTCTTAAAATAGAAAATGTCAAGTCAAGTAAAGCAGGAAGTGGACTAACTGACGC
AGCTGGCCGTGCGACATCCTCTTTTAATTAGTTGCTAGGCAACGCCCTCCAGAGGGCGTG
TGGTTTTGCAAGAGGAAGCAAAAGCCTCTCCACCCAGGCCTAGAATGTTTCCACCCAATC
ATTACTATGACAACAGCTGTTTTTTTTTAGTATTAAGCAGAGGCCGGGACCCCTGGCCCG
CTTACTCTGGAGAAAAAAAACATTGTAGAGGCTTCCAGAGGCAACTTGTCAAAAACAGGAC
TGCTTCTATTTCTGTACACTGTCTGGCCCTGTCACAAGGTCCAGCACCTCCATACCCCC
TTAATAAGCAGTTTGGGAACGGGTGCGGGTCTTACTCCGCCCATCCGCCCTAACTCCG
CCCAGTTCCGCCATTCTCCGCCCATGCTGACTAATTTTTTTTTATTTATGCAGAGGCCG
AGGCCGCTCGGCCTCTGAGCTATTCCAGAAGTAGTGAGGAGGCTTTTTTGGAGGCTGCA
TTAATGAATCGGCCAACGCGCGGGGAGAGGCGTTTTGCGTATTGGGCGCTCTTCCGCTTC

CTCGCTCACTGACTCGCTGCGCTCGGTTCGGCTGCGGCGAGCGGTATCAGCTCACTC
AAAGGCGGTAATACGGTTATCCACAGAATCAGGGGATAACGCAGGAAAGAACATGTGAGC
AAAAGGCCAGCAAAAGGCCAGGAACCGTAAAAAGGCCGCGTTGCTGGCGTTTTTCCATAG
GCTCCGCCCCCTGACGAGCATCACAAAATCGACGCTCAAGTCAGAGGTGGCGAAACCC
GACAGGACTATAAAGATACCAGGCGTTTTCCCCTGGAAGCTCCCTCGTGCGCTCTCCTGT
TCCGACCCTGCCGTTACCGGATACCTGTCCGCCTTTCTCCCTTCGGGAAGCGTGCGCGCT
TTCTCATAGCTCACGCTGTAGGTATCTCAGTTCGGTGTAGGTTCGTTTCGCTCCAAGCTGGG
CTGTGTGCACGAACCCCCGTTACGCCCAGCCGCTGCGCCTTATCCGGTAACTATCGTCT
TGAGTCCAACCCGGTAAGACACGACTTATCGCCACTGGCAGCAGCCACTGGTAACAGGAT
TAGCAGAGCGAGGTATGTAGGCGGTGCTACAGAGTTCCTTGAAGTGGTGGCCTAACTACGG
CTACACTAGAAGGACAGTATTTGGTATCTGCGCTCTGCTGAAGCCAGTTACCTTCGGAAA
AAGAGTTGGTAGCTCTTGATCCGGCAAACAACCACCGCTGGTAGCGGTGGTTTTTTTTGT
TTGCAAGCAGCAGATTACGCGCAGAAAAAAGGATCTCAAGAAGATCCTTTGATCTTTTT
TACGGGGTCTGACGCTCAGTGGAACGAAAACTCACGTTAAGGGATTTTGGTCAATGAGATT
ATCAAAAAGGATCTTACCTAGATCCTTTTAAATTAATAAATGAAGTTTTAAATCAATCTA
AAGTATATAGTAAACTTGGTCTGACAGTTACCAATGCTTAATCAGTGAGGCACATTA
CTCAGCGATCTGTCTATTTTCGTTTCATCCATAGTTGCCTGACTCCCCGTCGTGTAGATAAC
TACGATACGGGAGGGCTTACCATCTGGCCCCAGTGCTGCAATGATACCGCGAGACCCACG
CTCACCGGCTCCAGATTTATCAGCAATAAACCAGCCAGCCGGAAGGGCCGAGCGCAGAAG
TGGTCTGCAACTTTATCCGCCTCCATCCAGTCTATTAATTGTTGCCGGGAAGCTAGAGT
AAGTAGTTCGCCAGTTAATAGTTTTGCGCAACGTTGTTGCCATTGCTGCAGGCATCGTGGT
GTCACGCTCGTCGTTTTGGTATGGCTTCATTCAGCTCCGGTTCCCAACGATCAAGGCGAGT
TACATGATCCCCATGTTGTGCAAAAAAGCGGTTAGCTCCTTCGGTCTCCTCCGATCGTTGT
CAGAAGTAAGTTGGCCGAGTGTTATCACTCATGGTTATGGCAGCACTGCATAATTCTCT
TACTGTGATGCCATCCGTAAGATGCTTTTTCTGTGACTGGTGAACCTCAACCAAGTCATTCT
GAGAATAGTGTATGCGGCGACCGAGTTGCTCTTGCCCGGCGTCAATACGGGATAATACCG
CGCCACATAGCAGAACTTTAAAAGTGCTCATCATTGGAAAACGTTCTTCGGGGCGAAAAC
TCTCAAGGATCTTACCGCTGTTGAGATCCAGTTCGATGTAACCCACTCGTGCACCCAACT
GATCTTCAGCATCTTTACTTTACCAGCGTTTCTGGGTGAGCAAAAACAGGAAGGCAAA
ATGCCGCAAAAAGGGAATAAGGGCGACACGGAAATGTTGAATACTCATACTCTTCCCTT
TTCAATATTATTGAAGCATTTATCAGGGTATTGTCTCATGAGCGGATACATATTTGAAT
GTATTTAGAAAAATAAACAAATAGGGGTTCCGCGCACATTTCCCCGAAAAGTGCCACCTG
ACGCTAAGAAACCATTTATTCATGACATTAACCTATAAAAAATAGGCGTATCACGAGGC
CCTTTCTGCTCGCGCGTTTTCCGGTGTGACGGTGAAAACCTCTGACACATGCAGCTCCCGG
AGACGGTACAGCTTGTCTGTAAGCGGATGCCGGGAGCAGACAAGCCCGTCAGGGCGCGT
CAGCGGGTGTGGCGGGTGTGCGGGCTGGCTTAATATGCGGCATCAGAGCAGATTGTAC
TGAGAGTGCACCATATGCGGTGTGAAATACCGCACAGATGCGTAAGGAGAAAATACCGCA
TCAGGCGCCATTCGCCATTCAGGCTGCGCAACTGTTGGGAAGGGCGATCGGTGCGGGCCT
CTTCGCTATTACGCC

- CMV - 21-584
- RU5 – 584 -700
- NeoR – 1645 – 2645
- RSV- 2827 – 3039
- 3'LTR- 3502 – 3743
- AMP- 7495-5026C

Nucleotide Sequence pCLNDX

CGCGTTGACATTGATTATTGACTAGTTATTAATAGTAATCAATTACGGGGTCATTAGTTCATAG
CCCATATATGGAGTTCGCGTTACATAACTTACGGTAAATGGCCCGCCTGGCTGACCGCCCAA
CGACCCCGCCATTGACGTCAATAATGACGTATGTTCCATAGTAACGCCAATAGGGACTTTC
CATTGACGTCAATGGGTGGACTATTTACGGTAAACTGCCCACTGGCAGTACATCAAGTGTAT
CATATGCCAAGTACGCCCTATTGACGTCAATGACGGTAAATGGCCCGCCTGGCATTATGCC
CAGTACATGACCTTATGGGACTTTCCTACTTGGCAGTACATCTACGTATTAGTCATCGCTATTA
CCATGTGATGCGGTTTTGGCAGTACATCAATGGGCGTGGATAGCGGTTTGACTCACGGGGATT
TCCAAGTCTCCACCCATTGACGTCAATGGGAGTTTGTGTTTGGCACCAAAATCAACGGGACTT
TCCAAAATGTCGTAACAACCTCCGCCATTGACGCAAATGGGCGGTAGGCGTGTACGGTGGG
AGGTCTATATAAGCAGAGCTCAATAAAAGAGCCCACAACCCCTCACTCGGCGCGCCAGTCTTC
CGATAGACTGCGTCGCCGGGTACCCGATTCCAATAAAGCCTCTTGCTGTTTGCATCCGAA
TCGTGGTCTCGCTGTTCTTGGGAGGGTCTCCTCTGAGTGATTGACTACCCACGACGGGGTCT
TTCATTTGGGGGCTCGTCCGGGATTTGGAGACCCCTGCCAGGGACCACCGACCCACCACCGG
GAGGTAAGCTGGCCAGCAACTTATCTGTGTCTGTCCGATTGTCTAGTGTCTATGTTTGATGTTA
TGCGCCTGCGTCTGTACTAGTTAGCTAACTAGCTCTGTATCTGGCGGACCCGTGGTGGAACTG
ACGAGTTCTGAACACCCGCCGCAACCCTGGGAGACGTCCCAGGGACTTTGGGGGCCGTTTTT
GTGGCCCGACCTGAGGAAGGGAGTGCATGTGGAATCCGACCCCGTCAGGATATGTGGTTCTG
GTAGGAGACGAGAACCTAAAACAGTTCCCGCCTCCGCTGAATTTTTGCTTTCGGTTTTGAAAC
CGAAGCCGCGCGTCTTGTCTGCTGCAGCGCTGCAGCATCGTCTGTGTTGTCTCTGTCTGACTG
TGTTTTCTGATTTGTCTGAAAATTAGGGCCAGACTGTTACCACTCCCTTAAGTTTGACCTTAGG
TCACTGGAAAGATGTCGAGCGGATCGCTCACAACCAGTCGGTAGATGTCAAGAAGAGACGTT
GGGTTACCTTCTGCTCTGCAGAATGGCCAACTTTAACGTCGGATGGCCGCGAGACGGCACCT
TTAACCGAGACCTCATACCCAGGTTAAGATCAAGGTCTTTTACCTGGCCCGCATGGACACC
CAGACCAGGTCCCCTACATCGTGACCTGGGAAGCCTTGCTTTTGACCCCTCCCTGGGTCA
AGCCCTTTGTACACCCTAAGCCTCCGCCTCCTTCCCTCCATCCGCCCGTCTCTCCCCCTTGA
ACCTCTCGTTCCGACCCCGCCTCGATCCTCCCTTATCCAGCCCTCACTCCTTCTTAGGCGCC
GGAATTCCGATCAGTCAAGAGACAGGATGAGGATCGTTTTCGCATGATTGAACAAGATGGAT
TGCACGCAGGTTCTCCGGCCGCTTGGGTGGAGAGGCTATTCGGCTATGACTGGGCACAACAGA
CAATCGGCTGCTCTGATGCCGCCGTGTTCCGGCTGTCAGCGCAGGGGCGCCCGGTTCTTTTTGT
CAAGACCGACCTGTCCGGTGGCCTGAATGAACTGCAGGACGAGGCAGCGCGGCTATCGTGGC
TGGCCACGACGGGCGTTCCTTGCGCAGCTGTGCTCGACGTTGTCACTGAAGCGGGAAGGGACT
GGCTGCTATTGGGCGAAGTGCCGGGGCAGGATCTCCTGTCATCTCACCTTGCTCCTGCCGAGA
AAGTATCCATCATGGCTGATGCAATGCGGCGGCTGCATACGCTTGATCCGGCTACCTGCCCAT
TCGACCACCAAGCGAAACATCGCATCGAGCGAGCACGTA CTGGATGGAAGCCGGTCTTGTC
GATCAGGATGATCTGGACGAAGAGCATCAGGGGCTCGCGCCAGCCGAACTGTTCCGCCAGGCT
CAAGGCGCGCATGCCCGACGGCGAGGATCTCGTCTGACCCATGGCGATGCCTGCTTGCCGA
ATATCATGGTGGAAAATGGCCGCTTTTCTGGATTTCATCGACTGTGGCCGGCTGGGTGTGGCGG
ACCGTATCAGGACATAGCGTTGGCTACCCGTGATATTGCTGAAGAGCTTGGCGGCGAATGGG
CTGACCGCTTCTCGTGCTTTACGGTATCGCCGCTCCCGATTTCGCAGCGCATCGCCTTCTATCG
CCTTCTGACGAGTTCTTCTGAGCGGGACTCTGGGGTTCGAAATGACCGACCAAGCGACGCC
AACCTGCCATCACGAGATTCGATTCCACCGCCGCTTCTATGAAAGGTTGGGCTTCGGAATC
GTTTTCCGGGACGCCGGCTGGATGATCCTCCAGCGCGGGGATCTCATGCTGGAGTCTTCGCC
CACCCCGGGCTCGATCCCTCGCGAGTTGGTTACAGCTGCTGCCTGAGGCTGGACGACCTCGCG
GAGTTCTACCGGCAGTGCAAATCCGTCGGCATCCAGGAAACCAGCAGCGGCTATCCGCGCAT
CCATGCCCCCGAACTGCAGGAGTGGGGAGGCACGATGGCCGCTTTGGTTCGAGGCGGATCAAT
TCGATAGCTTGGGCTGCTAGGAGCGCGAGCGCGCGGCCGCACTTTCTCGCGCTGCGCGCGC
GCACGCCTCAACCTGTGCGGGACCGGCCTTGGGGGCGGAGCCTTAGCTACACAAATAGAATG
CGCGGCGGGCCTTGGTGGGGGCGGGGCCTTAGCTGCACAAATAGGATGCGCGGCGGGCCTTGGTGGGGGCGGGCC
TAAGCTGCGCAAGTGGTACACAGCTCAGGGCTGCGATTTTCGCGCAAACCTTGACGGCAAATCC
TAGCGTGAAGGCTGGTAGGATTTTATCCCCGCTGCCATCATGGTTCGACCTGCAGCCAAGCTA
TCAAGAGCTTGTTAACATCGATAAAAATAAAAGATTTTATTTAGTCTCCAGAAAAGGGGGGA

ATGAAAGACCCACCTGTAGGTTTGGCAAGCTAGCTTAAGTAACGCCATTTTGAAGGCATGG
AAAAATACATAACTGAGAATAGAGAAGTTCAGATCAAGGTCAGGAACAGATGGAACAGCTG
AATATGGGCCAAACAGGATATCTGTGGTAAGCAGTTCCTGCCCGGCTCAGGGCCAAGAACA
GATGGAACAGCTGAATATGGGCCAAACAGGATATCTGTGGTAAGCAGTTCCTGCCCGGCTC
AGGGCCAAGAACAGATGGTCCCAAGGACCTGAAATGACCCGTGTCCTTATTGAACTAACCAATC
AGTTCGCTTCTCGCTTCTGTTTCGCGCGCTTCTGCTCCCCGAGCTCAATAAAAGAGCCACAACC
CCTCACTCGGGGCGCCAGTCCCTCCGATTGACTGAGTCGCCCCGGGTACCCGTGTATCCAATAAA
CCCTCTTGCAAGTTGCATCCGACTTGTGGTCTCGCTGTTTCTTGGGAGGGTCTCCTCTGAGTGAT
TGACTACCCGTCAGCGGGGGTCTTTCATTTGGGGGCTCGTCCGGGATCGGGAGACCCCTGCC
AGGGACCACCGACCCACCACCGGGAGGTAAGCTGGCTGCCTCGCGCGTTTCGGTGATGACGG
TGAAAACCTCTGACACATGCAGCTCCCGGAGACGGTACAGCTTGTCTGTAAGCGGATGCCGG
GAGCAGACAAGCCGTCAGGGCGCGTCAGCGGGTGTGGCGGGTGTGGGGCGCAGCCATGA
CCCAGTACGTAGCGATAGCGGAGTGTATACCTAGCTAGGTAGCTAGAGGATCTTTGTGAAGG
AACCTTACTTCTGTGGTGTGACATAATTGGACAACTACCTACAGAGATTTAAAGCTCTAAGG
TAAATATAAAATTTTTAAGTGTATAATGTGTTAACTACTGATTCTAATTGTTTGTGATTTTTA
GATCCAACCTATGGAAGTGTGATGAATGGGAGCAGTGGTCCAATGCCTTTAATGAGGAAAACCT
GTTTTGCTCAGAAGAAATGCCTCTAGTGATGATGAGGCTACTGCTGACTCTCAACATTCTACTC
CTCCAAAAAGAAGAGAAAGGTAGAAGACCCCAAGGACTTTCCTCAGAATTGCTAAGTTTTT
TGAGTCATGCTGTGTTTAGTAATAGAACTCTTGCTTGCTTTGCTATTTACACCACAAAGGAAAA
AGCTGCACTGCTATACAAGAAAATTATGGAAAAATATTTGATGTATAGTGCCTTGACTAGAGA
TCATAATCAGCCATAACCACATTTGTAGAGGTTTTACTTGTCTTAAAAAACCTCCACACCTCCC
CCTGAACCTGAAACATAAAATGAATGCAATTGTTGTTGTTAACTTGTTTATTGCAGCTTATAAT
GGTTACAAATAAAGCAATAGCATCACAAATTCACAAATAAAGCATTTTTTTTCACTGCATTCT
AGTTGTGGTTTTGTCCAACTCATCAATGTATCTTATCATGTCTGGATCAGCTTCAGAAGATGGC
GGAGGGCTCCAACACAGTAATTTTCTCCCGACTCTTAAAAATAGAAAATGTCAAGTCAGTTA
AGCAGGAAGTGGACTAACTGACGCAGCTGGCCGTGCGACATCCTCTTTTAATTAGTTGCTAGG
CAACGCCCTCCAGAGGGCGTGTGGTTTTGCAAGAGGAAGCAAAAGCCTCTCCACCCAGGCCT
AGAATGTTTCCACCCAATCATTACTATGACAACAGCTGTTTTTTTTAGTATTAAGCAGAGGCCG
GGGACCCCTGGCCCGTACTCTGGAGAAAAAAAACATTGTAGAGGCTTCCAGAGGCAACTT
GTCAAAACAGGACTGCTTCTATTTCTGTCACTGTCTGGCCCTGTCACAAGGTCCAGCACCTC
CATACCCCTTTAATAAGCAGTTTGGGAACGGGTGCGGGTCTTACTCCGCCATCCGCCCTA
ACTCCGCCAGTTCGCCCATTTCTCCGCCATGCTGACTAATTTTTTTTTATTTATGCAGAGGC
CGAGGCCGCTCGGCCTCTGAGCTATCCAGAAGTAGTGAGGAGGC
TTTTTTGGAGGCTGCATTAATGAATCGGCCAACGCGCGGGGAGAGGCGGTTTTGCGTATTGGC
GCTCTTCGCTTCTCGCTCACTGACTCGCTGCGCTCGGTTCGCTCGGGCGAGCGGTATC
AGCTCACTCAAGGCGGTAATACGGTTATCCACAGAATCAGGGGATAACGCAGGAAAGAACA
TGTGAGCAAAAGGCCAGCAAAAGGCCAGGAACCGTAAAAAGGCCGCGTTGCTGGCGTTTTTC
CATAGGCTCCGCCCCCTGACGAGCATCACAAAAATCGACGCTCAAGTCAGAGGTGGCGAAA
CCCGACAGGACTATAAAGATAACCAGGCGTTTTCCCTTGGAAAGCTCCCTCGTGCCTCTCTGT
TCCGACCCTGCCGCTTACCGGATACCTGTCCGCTTTCTCCCTTCGGGAAGCGTGGCGCTTCT
CATAGCTACGCTGTAGGTATCTCAGTTCGGTGTAGGTGCTTCGCTCCAAGCTGGGCTGTGTG
CACGAACCCCCGTTACGCCGACCGCTGCGCCTTATCCGGTAACTATCGTCTTGAGTCCAAC
CCGGTAAGACACGACTTATCGCCACTGGCAGCAGCCACTGGTAACAGGATTAGCAGAGCGAG
GTATGTAGGCGGTGCTACAGAGTCTTGAAGTGGTGGCCTAACTACGGCTACACTAGAAGGAC
AGTATTTGGTATCTGCGCTCTGCTGAAGCCAGTTACCTTCGGAAAAAGAGTTGGTAGCTCTTG
ATCCGGCAAAACAAACCACCGCTGGTAGCGGTGGTTTTTTTTGTTTGAAGCAGCAGATTACGCG
CAGAAAAAAAGGATCTCAAGAAGATCCTTTGATCTTTTCTACGGGGTCTGACGCTCAGTGGAA
CGAAAACCTACGTTAAGGGATTTTGGTCATGAGATTATCAAAAAGGATCTTACCTAGATCCT
TTTAAATTAATAAATGAAGTTTTAAATCAATCTAAAGTATATATGAGTAACTTGGTCTGACAG
TTACCAATGCTTAATCAGTGAGGCACCTATCTCAGCGATCTGTCTATTTTCGTTTATCCATAGTT
GCCTGACTCCCCGTCGTGTAGATAACTACGATACGGGAGGGCTTACCATCTGGCCCCAGTGCT
GCAATGATACCGCGAGACCCACGCTACCGGCTCCAGATTTATCAGCAATAAACCAGCCAGC
CGAAAGGGCCGAGCGCAGAAGTGGTCTGCAACTTTATCCGCTCCATCCAGTCTATTAATTG
TTGCCGGGAAGCTAGAGTAAGTAGTTCGCCAGTTAATAGTTTGCGCAACGTTGTTGCCATTGC
TGCAGGCATCGTGGTGTACGCTCGCTGTTTGGTATGGCTTCAATCAGCTCCGGTCCCAACGA

TCAAGGCGAGTTACATGATCCCCATGTTGTGCAAAAAGCGGTTAGCTCCTTCGGTCCTCCG
ATCGTTGTCAGAAGTAAGTTGGCCGAGTGTTATCACTCATGGTTATGGCAGCACTGCATAAT
TCTCTTACTGTTCATGCCATCCGTAAGATGCTTTTCTGTGACTGGTGAACCAACCAAGTCATTC
TGAGAATAGTGTATGCGGCGACCGAGTTGCTCTTGCCCGGCGTCAATACGGGATAATACCGCG
CCACATAGCAGAACTTTAAAAGTGCTCATCATTGGAAAACGT
TCTTCGGGGCGAAAACCTCTCAAGGATCTTACCGCTGTTGAGATCCAGTTCGATGTAACCCACT
CGTGCACCCAACCTGATCTTCAGCATCTTTTACTTTACCAGCGTTTCTGGGTGAGCAAAAACA
GGAAGGCAAAATGCCGCAAAAAGGGAATAAGGGCGACACGGAAATGTTGAATACTCATACT
TCTTCCTTTTCAATATTATTGAAGCATTATCAGGGTTATTGTCTCATGAGCGGATACATATTT
GAATGTATTTAGAAAAATAAACAAATAGGGGTTCCGCGCACATTTCCCGAAAAGTGCCACCT
GACGTCTAAGAAACCATTATTATCATGACATTAACCTATAAAAATAGGCGTATCACGAGGCC
TTTCGTCTCGCGCTTTCGGTGATGACGGTGAACCTCTGACACATGCAGCTCCCGGAGACG
GTCACAGCTTGTCTGTAAGCGGATGCCGGGAGCAGACAAGCCCGTCAGGGCGCGTCAGCGGG
TGTTGGCGGGTGTGCGGGCTGGCTTAACTATGCGGCATCAGAGCAGATTGTACTGAGAGTGCA
CCATATGCGGTGTGAAATACCGCACAGATGCGTAAGGAGAAAATACCGCATCAGGCGCCATT
CGCCATTCAGGCTGCGCAACTGTTGGGAAGGGCGATCGGTGCGGGCCTCTTCGCTATTACGCC

CMV – 21- 584 bp
RU5 – 584- 700 bp
Neo – 1645 – 2643
DHFR – 2832 – 3615
3'LTR – 3637 – 3878
AMP – 7624 – 5155C